

Free-standing SELVA BASIC screens



SELVA LEAF
SV SC800T



SELVA CELL
SV SC800



SELVA free screen without base	<i>bond, sawana</i>	<i>charles, charles SD*, fighter, pastel, roccia</i>	<i>blazer, crisp, fame, synergy</i>	<i>remix 2</i>	<i>Studio Design</i>
	1	2	3	4	5
SELVA CELL - SV SC1200 1200 x 1600 x 50mm	385	446	531	835	928
SELVA CELL - SV SC800 800 x 1600 x 50mm	320	381	467	745	828
SELVA LEAF - SV SC800T 800/400 x 1600 x 50mm	312	373	459	728	809

* Information on the possible use of fabrics from the Studio Design offer - table page 9

To place SELVA acoustic screens, select appropriate BASIC bases

SV BC

SV BC1



SELVA BASIC screen base	<i>Powder painted (coloring according to Bejot's pattern book)</i>
BASIC - SV BC (price for 1 piece)	50
BASIC ONE ARM - SV BC1* (price for 1 pcs)	50

*SVBC1 - only applies for systems under angles
An example of the use of the base SV BC1:

To set one Selva screen there are required 2 SV BC bases

Additional equipment	CODE		EUR
Connectors which prevent of parting screens - fixed connection of 2 screens in a straight line (kpl)	SVL1880	o	+8
Connectors which prevent of parting screens - fixed connection of 2 screens at a straight angle (kpl)	SVL90	o	+14
Connectors which prevent of parting screens - fixed connection of 2 screens at an angle of 135 ° (kpl)	SVL135	o	+15

Types of bases available for SELVA LEAF

Basic base with two arms permanently bolted to the screen	SV BC
---	-------

Types of bases available for SELVA CELL

Basic base with two arms permanently bolted to the screen	SV BC
Basic base with one arm permanently bolted to the screen or to angled arrangements	SV BC1

Examples of connecting 2 screens with connectors:

in a straight line (SVL180)



2xSV SC800 + 1xSVL180 + 4xSVBC

at a right angle (SVL90)



2xSV SC800 + 1xSVL90 + 3xSVBC + 1xSVBC1

at 135 ° (SVL135)



2xSV SC800 + 1xSVL135 + 4xSVBC

Recommended retail prices in EUR exclusive of VAT

● STANDARD ○ OPTION

Free-standing SELVA CANDY screens



SELVA LEAF
SV SC800T



SELVA CELL
SV SC800



SELVA free screen without base	<i>bond, sawana</i>	<i>charles, charles SD*, fighter, pastel, roccia</i>	<i>blazer, crisp, fame, synergy</i>	<i>remix 2</i>	<i>Studio Design</i>
	1	2	3	4	5
SELVA CELL - SV SC1200 1200 x 1600 x 50mm	385	446	531	835	928
SELVA CELL - SV SC800 800 x 1600 x 50mm	320	381	467	745	828
SELVA LEAF - SV SC800T 800/400 x 1600 x 50mm	312	373	459	728	809

* Information on the possible use of fabrics from the Studio Design offer - table page 9

To place SELVA acoustic screens, select appropriate CANDY bases

CD IN 180



CD IN 90



SELVA CANDY screen base	<i>Powder painted (coloring according to Bejot's pattern book)</i>	<i>Chromed</i>
	CANDY IN (price for 1 piece)	126
CANDY IN T (price for 1 pcs)	145	270
CANDY OUT (price for 1 pcs)	75	145

CD IN 135



CD IN T



CD OUT



Additional equipment

	CODE		EUR
The connector which prevents of leaning out of the free-standing screens during connecting them in a straight line (1 pc)	SV CP	<input type="radio"/>	+8
The connector which prevents of leaning out of the free-standing screens during connecting them in T line (1 pc)	SV CT	<input type="radio"/>	+17

Types of bases available for SELVA LEAF

Central Candy base that enables placing the screen / screens in a straight line	CD IN 180
---	-----------

Types of bases available for SELVA CELL

Central Candy base that enables placing the screen / screens in a straight line	CD IN 180
Central Candy base that enables placing two screens at a right angle	CD IN 90
Central Candy base that enables placing two screens at a right angle	CD IN 135
Table tops do not appear as independent elements- - they can be used to connect 2 sofas u f	CD IN T
External closing Candy base	CD OUT

SV CP



3xSV SC800T + 2xSV CP + 3xCDIN 180



Possibility to create different layouts



Recommended retail prices in EUR exclusive of VAT

● STANDARD ○ OPTION

SELVA wall



SV PSC18 SV PSC24 SV PSC27

SELVA wall	<i>bond, sawana</i>	<i>charles, charles SD*, fighter, pastel, roccia</i>	<i>blazer, crisp, fame, synergy</i>	<i>remix 2</i>	<i>Studio Design</i>
	1	2	3	4	5
SV PSC18 1800 x 600 x 50mm	220	238	279	437	485
SV PSC24 2400 x 600 x 50mm	255	277	331	536	595
SV PSC27 2700 x 600 x 50mm	264	289	349	577	642

* Information on the possible use of fabrics from the Studio Design offer - table page 9


SV SZ4

SV SZ10

SV SZ16

SELVA wall mounting system Rails are selected according to a number of mounted panels*.	price per item
SV SZ4 - a 400-mm mounting rail mounted to the wall to hang one panel.	5
SV SZ10 - a 1000-mm mounting rail mounted to the wall to hang 2 panels directly next to each other	7
SV SZ16 - a 1600-mm mounting rail mounted to the wall to hang 3 panels directly next to one another	8

* the panel has a mounted runner in standard which allows to hang it on the chosen runner mounted on the wall



Possible to mount the fixing rail on the panel on three different heights

Possibility to create different layouts

SELVA wall



SELVA SV PSC6

SELVA wall	<i>bond, sawana</i>	<i>charles, charles SD*, fighter, pastel, roccia</i>	<i>blazer, crisp, fame, synergy</i>	<i>remix 2</i>	<i>Studio Design</i>
	1	2	3	4	5
SELVA SV PSC6 600 x 600 x 50mm	184	190	207	270	300
SELVA SV PSC12 1200 x 1200 x 50mm	283	295	325	435	483
SV PSCD6 fi 600 x 50mm	193	212	218	287	319
SELVA SV PSCD12 fi 1200 x 50mm	298	311	341	461	512

SELVA SV PSC12

SV PSCD6

* Information on the possible use of fabrics from the Studio Design offer - table page 9

SELVA SV PSCD12

SV SZ4




128

SELVA SV PSC6

SELVA SV PSCD6

SV SZ6



191

SELVA SV PSC12

SELVA SV PSCD12

SELVA wall mounting system Rails are selected according to a number of mounted panels*.	price per item
SV SZ4 - a 400-mm mounting rail mounted to the wall to hang one SV PSC6 and SV PSCD6 panel.	5
SV SZ6 - a 600-mm mounting rail mounted to the wall to hang one SV PSC12 and SV PSCD12 panel.	7

* the panel has a mounted runner in standard which allows to hang it on the chosen runner mounted on the wall

SELVA sky ceiling panels



SV PSF8	SV PSF12	SELVA sky	<i>bond, sawana</i>	<i>charles, charles SD*, fighter, pastel, roccia</i>	<i>blazer, crisp, fame, synergy</i>	<i>remix 2</i>	<i>Studio Design</i>
			1	2	3	4	5
		SV PSF8 800 x 800 x 50mm	218	227	248	327	363
		SV PSF16 800 x 1600 x 50mm	248	263	300	442	491
		SV PSF12 1200 x 1200 x 50mm	291	303	332	497	552
SV PSF16	SV PSFD12	SV PSFD12 fi 1200 x 50mm	306	319	350	497	552

* Information on the possible use of fabrics from the Studio Design offer - table page 9

Mounting method	CODE		EUR
The set of fasteners with 4 cables, 1.5 m long		●	
Mounting cords of non-standard length (extra charge for each additional 1m of cable over 1.5m)		○	+5

* the cord can be cut as desired to achieve the required length

SELVA desk - desk panels new

SV DK160 H2

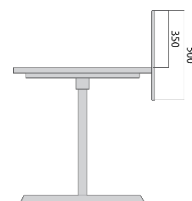


SELVA desk	<i>bond, sawana</i>	<i>charles, charles SD*, fighter, pastel, roccia, valencia</i>	<i>blazer, crisp, fame, synergy</i>	<i>remix 2</i>	<i>Studio Design</i>
	1	2	3	4	5
SV DK60 H1 600 x 500 x 28mm	194	203	215	361	398
SV DK60 H2 600 x 650 x 28mm	198	208	224	377	415
SV DK80 H1 800 x 500 x 28mm	205	219	239	408	449
SV DK80 H2 800 x 650 x 28mm	206	220	240	409	451
SV DK140 H1 1400 x 500 x 28mm	235	259	293	517	571
SV DK140 H2 1400 x 650 x 28mm	240	265	299	523	577
SV DK160 H1 1600 x 500 x 28mm	252	279	319	561	620
SV DK160 H2 1600 x 650 x 28mm	254	282	321	564	623
SV DK180 H1 1800 x 500 x 28mm	262	293	336	596	659
SV DK180 H2 1800 x 650 x 28mm	265	296	340	600	662

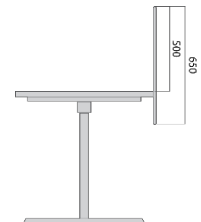
* Information on the possible use of fabrics from the Studio Design offer - table page 9

Base	CODE	EUR
Upholstered panel with powder painted metal handles (coloring according to the Bejot's pattern book) and a universal binding screw - dedicated for worktops of 15 - 80mm thickness		•

Example use of SV DK16 H2:



Panel with height H1
height above the desk 350mm



Panel with height H2
height above the desk 500mm

SELVA tower

SV TW

Type of fabric	<i>bond, sawana</i>	<i>charles, charles SD*, fighter, pastel, roccia</i>	<i>blazer, crisp, fame, synergy</i>	<i>remix 2</i>	<i>Studio Design</i>
	1	2	3	4	5
SV TW	433	498	591	903	1 003

* Information on the possible use of fabrics from the Studio Design offer - table page 9



EMBROIDERY

The strand of the decorative embroidery in contrasting color
(in the case of two different colors of fabrics the strand color will be consistent with the second fabric).
In the case of unicolored SV TW, the color of the embroidery will be consistent with the color of the

Base	CODE		EUR
Feet made from black material	FK	●	
Full aluminium feet with ABS cover / price for set	AK4	○	+15
Full aluminium feet with felt / price for set	AF4	○	+20
Soft castors Ø 37 with brakes	RW2B	○	+13