

IULIO

Design Engineering
STUDIO SI C.S.R. LAS MOBILI

Conforme al DLGS 81/2008 (già 626/'94)
apply to RULE 81/2008 (626/'94)

IMPORTANTE / it's very important



Certif. n°07-08/2019

SULL'ORDINE INDICARE SEMPRE IL CODICE COMPLETO A 9 CIFRE
always indicate on the order the complete 9-digit code

ESEMPIO: PER ORDINARE 1 SCRIVANIA **ART.421** NOCE BALI INDICARE IL CODICE = **158** **421** **130**
example: to order 1 DESK **ART.421** BALI WALNUT indicate the code =

DECODIFICA → MODELLO ARTICOLO CODICE FINITURA (*)
decoding model articolo finish code (*)

In vigore dal:

Valid from:

01/01/2018

Valido fino a nuova emissione

Valid until new emission

SOMMARIO / summary

| | |
|---|-----------|
| CARTELLA COLORI | 3 |
| <i>colours samples card</i> | |
| SCRIVANIE DIREZIONALI | 5 |
| <i>executive desks</i> | |
| SCRIVANIE DIREZIONALI CON PIANO IN VETRO TEMPERATO RETRO-LACCATO | 7 |
| <i>executive desks with rear-lacquered tempered glass top</i> | |
| TAVOLI RIUNIONE | 8 |
| <i>meeting tables</i> | |
| MOBILE DI SERVIZIO SU PIEDINI, CASSETTIERE e MOBILI DI SERVIZIO SU RUOTE | 9 |
| <i>service unit on feet, pedestal and service units on wheels</i> | |
| BASE+TOP E FIANCHI FINALI PER MOBILI MONOLITICI | 10 |
| <i>base+top and final side panels for monolith cabinets</i> | |
| MOBILI MONOLITICI H.90 | 10 |
| <i>monolith cabinets h.90 cms</i> | |
| MOBILI MONOLITICI H.135 | 10 |
| <i>monolith cabinets h.135 cms</i> | |
| MOBILI MONOLITICI H.180 | 11 |
| <i>monolith cabinets h. 180 cms</i> | |
| ELEMENTI LIBRERIE | 12 |
| <i>bookcase elements</i> | |
| PANNELLI DI FINITURA POSTERIORI (OPTIONAL) | 12 |
| <i>rear panels for monolith cabinets (OPTIONAL)</i> | |
| MOBILI BASSI | 13 |
| <i>low cabinets</i> | |
| MOBILI MEDI | 14 |
| <i>medium cabinets</i> | |
| MOBILI ALTI | 15 |
| <i>high cabinets</i> | |
| RIPIANI REGISTRABILI PER MOBILI | 18 |
| <i>adjustable shelves for cabinets</i> | |
| TOPS + COPPIA DI FIANCHI FINALI | 18 |
| <i>tops + set of 2 final side panels</i> | |
| KIT AMMORTIZZATORI (PER ANTE LEGNO) | 19 |
| <i>dampers set (for wooden doors)</i> | |
| DESCRIZIONE TECNICA | 20 |
| TECHNICAL DESCRIPTION | 22 |
| INDICE DEI CODICI | 24 |
| <i>codes index</i> | |

CARTELLA COLORI
colours samples card

LEGNI
wood



COD. 12
OLMO GREY | GREY ELM △



COD. 30
NOCE BALI | BALI WALNUT △



COD. 67
TEAK SAMOA | SAMOA TEAK △



COD. 14
LAVA | LAVA △



COD. 52
FRASSINO BROWN | BROWN ASH △



COD. 69
BIANCO BR. | BR. WHITE △

IULIO

ELEMENTI VETRATI
glazed elements

PIANI SCRIVANIE
glazed desktops

ANTE VETRO
glass doors



COD. 72
TORTORA | GREY BEIGE



COD. 99
BIANCO SATINATO | SATINED WHITE

STRUTTURE MOBILI CONTENITORI
structure of cabinets



COD. 69
BIANCO BR. | BR. WHITE ○

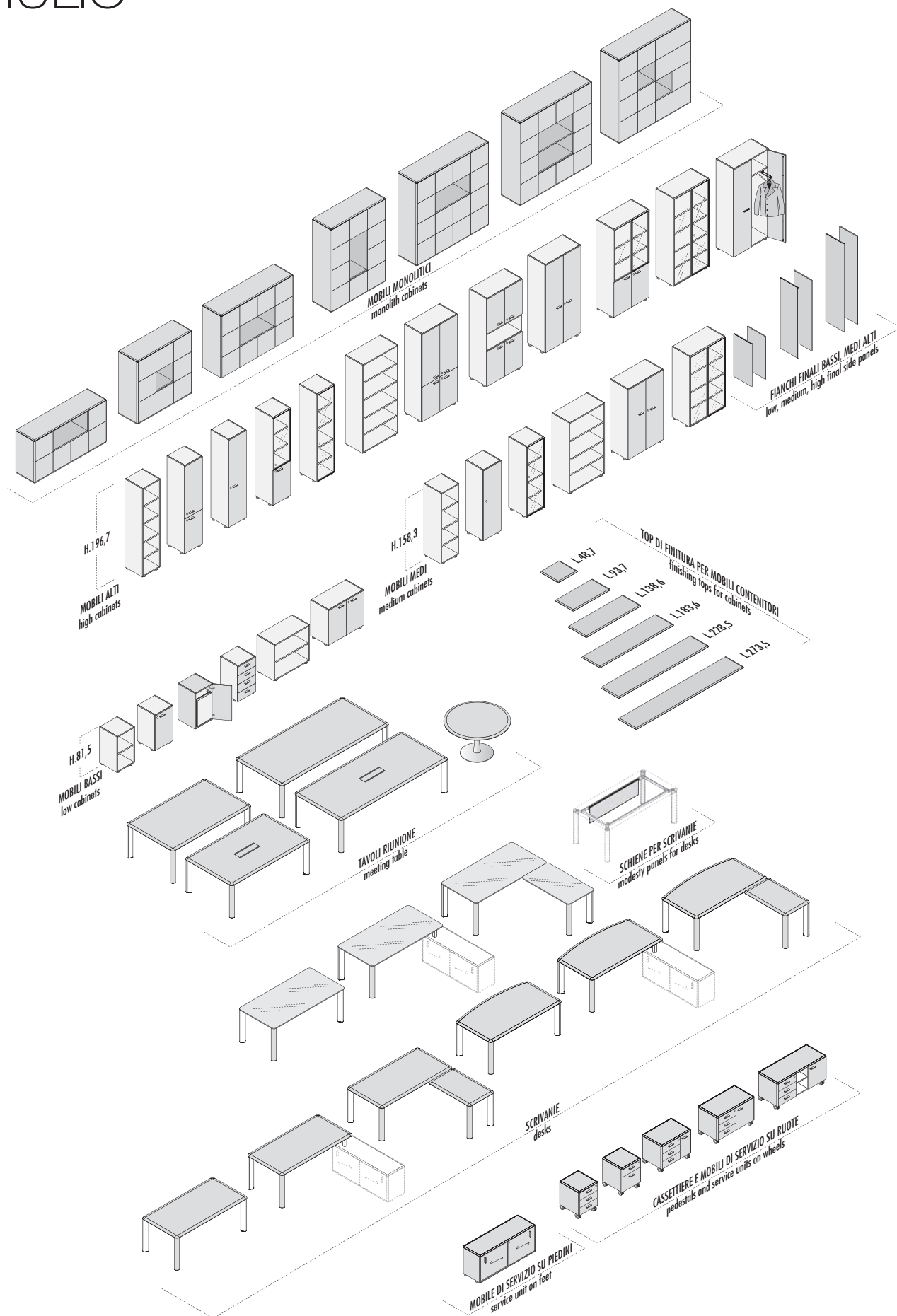


COD. 55
ANTRACITE | ANTHRACITE ○

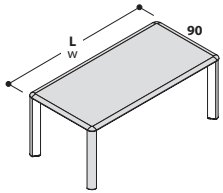
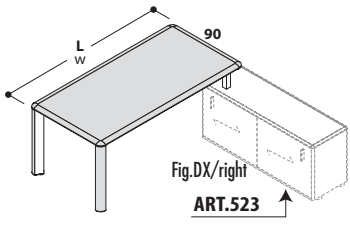
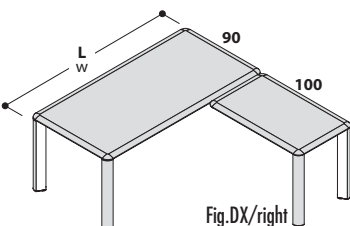
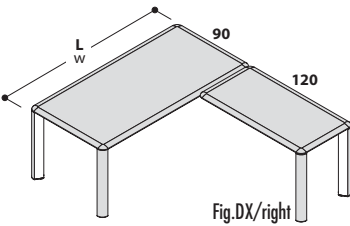
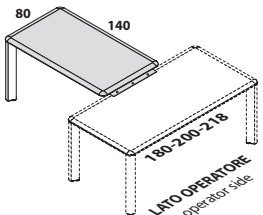
COMPONENTI IN METALLO
metal components



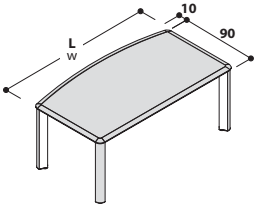
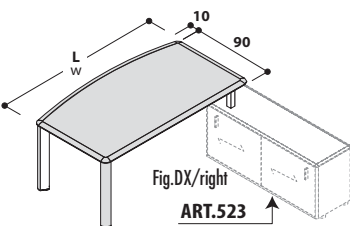
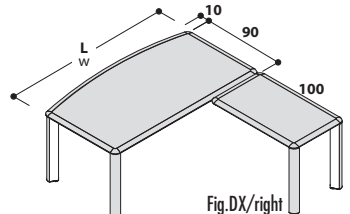
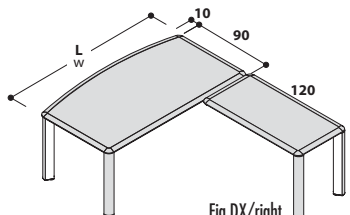
COD. IG 01
INOX GREY | GREY INOX



SCRIVANIE DIREZIONALI*executive desks*

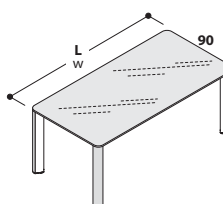
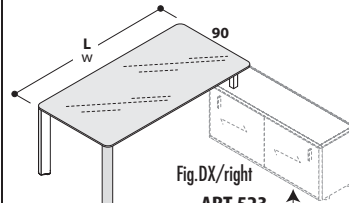
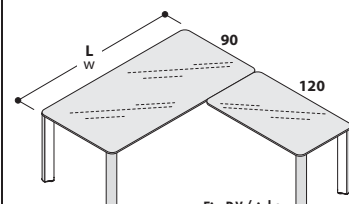
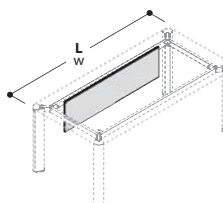
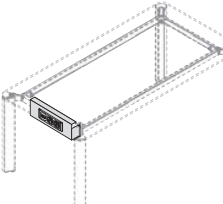
| DESCRIZIONE <i>description</i> | L <i>w</i> | CODICE <i>code</i> | KG | M ³ | COLLI | PREZZO <i>price</i> | (*) CODICE FINITURA <i>(*) finish code</i> |
|--|---------------|-----------------------|------|----------------|-------|------------------------|--|
| SCRIVANIE DIREZIONALI <i>executive desks</i> | | | | | | | |
|  | | | | | | | |
| L. x p.90 x H.75 | L.180 | 158 421 (*) | 57 | 0,245 | 6 | € 833,00 | |
| | L.200 | 158 422 (*) | 61 | 0,263 | 6 | € 873,00 | |
| | L.218 | 158 423 (*) | 66 | 0,260 | 6 | € 906,00 | |
| SCRIVANIE DIREZIONALI (CON 1 DISTANZIALE DX O SX) <i>executive desks (with 1 right or left short leg)</i> | | | | | | | |
|  | | | | | | | |
| L. x p.90 x H.75 | L.180 | 158 424 (*) | 55 | 0,234 | 6 | € 779,00 | |
| | L.200 | 158 425 (*) | 59 | 0,252 | 6 | € 819,00 | |
| | L.218 | 158 426 (*) | 64 | 0,249 | 6 | € 852,00 | |
| COMPLETARE SEMPRE CON 1 MOBILE DI SERVIZIO SU PIEDINI ART.523 (VEDI PAG. 9) <i>always complete with 1 service unit on adjustable feet ART.523 (please see page 9)</i> | | | | | | | |
| SCRIVANIE DIREZIONALI CON ALLUNGO DX O SX L.100 <i>executive desks with right or left extension w 100 cms</i> | | | | | | | VERSIONE MONO-COLORE / <i>single-color version</i> |
|  | | | | | | | (*) |
| L. x p.190 x H.75 | L.180 | 158 427 (*) | 79,5 | 0,333 | 9 | € 1.163,00 | 130 NOCE BALI <i>bali walnut</i> |
| | L.200 | 158 428 (*) | 83,5 | 0,351 | 9 | € 1.203,00 | 200 TEAK SAMOA <i>samoa teak</i> |
| | L.218 | 158 429 (*) | 88,5 | 0,349 | 9 | € 1.236,00 | 440 BIANCO BR. <i>br. white</i> |
| | | | | | | | 700 FRASSINO BROWN <i>brown ash</i> |
| | | | | | | | 800 OLMO GREY <i>grey elm</i> |
| SCRIVANIE DIREZIONALI CON ALLUNGO DX O SX L.120 <i>executive desks with right or left extension w 120 cms</i> | | | | | | | VERSIONE BI-COLORE / <i>double-color version</i> |
|  | | | | | | | (*) PIANO GAMBIE <i>top legs</i> |
| L. x p.210 x H.75 | L.180 | 158 430 (*) | 83 | 0,335 | 9 | € 1.192,00 | 260 TEAK SAMOA LAVA <i>samoa teak lava</i> |
| | L.200 | 158 431 (*) | 87 | 0,352 | 9 | € 1.232,00 | 840 OLMO GREY BIANCO BR. <i>grey elm br. white</i> |
| | L.218 | 158 432 (*) | 92 | 0,350 | 9 | € 1.265,00 | 860 OLMO GREY LAVA <i>grey elm lava</i> |
| PENISOLA FRONTALE PER SCRIVANIE DIREZIONALI CON PIANO IN LEGNO <i>front terminal for executive desks with wooden top</i> | | | | | | | |
|  | | | | | | | |
| L.140 x p.80 x H.75 | L.140 | 158 434 (*) | 34 | 0,109 | 4 | € 563,00 | |
| PER SCRIVANIE DIREZIONALI DA ART.421 A 432 <i>for executive desks from art.421 till art.432</i> | | | | | | | |

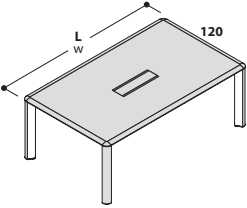
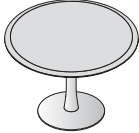
SCRIVANIE SAGOMATE DIREZIONALI*shaped executive desks*

| DESCRIZIONE <i>description</i> | L <i>w</i> | CODICE <i>code</i> | KG | M ³ | COLLI | PREZZO <i>price</i> | (*) CODICE FINITURA <i>(*) finish code</i> |
|---|---------------|-----------------------|--------------------|------------------|-------|------------------------|--|
| SCRIVANIE DIREZIONALI SAGOMATE <i>shaped executive desks</i> | | | | | | | |
|  | | | | | | | |
| L. x p.100 x H.75 | L.180 | 158 440 (*) | 59 | 0,246 | 6 | € 852,00 | |
| | L.200 | 158 441 (*) | 64 | 0,263 | 6 | € 895,00 | |
| | L.218 | 158 442 (*) | 70 | 0,262 | 6 | € 932,00 | |
| SCRIVANIE DIREZIONALI SAGOMATE (CON 1 DISTANZIALE DX O SX) <i>shaped executive desks (with 1 right or left short leg)</i> | | | | | | | |
|  | | | | | | | |
| L. x p.100 x H.75 | L.180 | 158 443 (*) | 57 | 0,235 | 6 | € 798,00 | |
| | L.200 | 158 444 (*) | 62 | 0,252 | 6 | € 841,00 | |
| | L.218 | 158 445 (*) | 68 | 0,251 | 6 | € 878,00 | |
| COMPLETARE SEMPRE CON 1 MOBILE DI SERVIZIO SU PIEDINI ART.523 (VEDI PAG. 9) <i>always complete with 1 service unit on adjustable feet ART.523 (please see page 9)</i> | | | | | | | VERSIONE MONO-COLORE / <i>single-color version</i> |
| | (*) | | | | | | |
| | 130 | NOCE BALI | <i>bali walnut</i> | | | | |
| | 200 | TEAK SAMOA | <i>samoa teak</i> | | | | |
| | 440 | BIANCO BR. | <i>br. white</i> | | | | |
| | 700 | FRASSINO BROWN | <i>brown ash</i> | | | | |
| | 800 | OLMO GREY | <i>grey elm</i> | | | | |
| SCRIVANIE DIREZIONALI SAGOMATE CON ALLUNGO DX O SX L.100 <i>shaped executive desks with right or left extension w 100 cms</i> | | | | | | | |
|  | | | | | | | |
| L. x p.200 x H.75 | L.180 | 158 446 (*) | 81,5 | 0,334 | 9 | € 1.182,00 | |
| | L.200 | 158 447 (*) | 86,5 | 0,351 | 9 | € 1.225,00 | |
| | L.218 | 158 448 (*) | 92,5 | 0,350 | 9 | € 1.262,00 | |
| SCRIVANIE DIREZIONALI SAGOMATE CON ALLUNGO DX O SX L.120 <i>shaped executive desks with right or left extension w 120 cms</i> | | | | | | | |
|  | | | | | | | |
| L. x p.220 x H.75 | L.180 | 158 449 (*) | 85 | 0,336 | 9 | € 1.211,00 | |
| | L.200 | 158 450 (*) | 90 | 0,353 | 9 | € 1.254,00 | |
| | L.218 | 158 451 (*) | 96 | 0,352 | 9 | € 1.291,00 | |
| IN QUESTA TIPOLOGIA DI SCRIVANIE DIREZIONALI SAGOMATE NON E' CONSENTITO L'UTILIZZO DELLA PENISOLA FRONTALE ART.434 <i>in this kind of shaped executive desks don't use front terminal art.434</i> | | | | | | | VERSIONE BI-COLORE / <i>double-color version</i> |
| | (*) | PIANO | GAMBE | top | legs | | |
| | 260 | TEAK SAMOA LAVA | <i>samoa teak</i> | <i>lava</i> | | | |
| | 840 | OLMO GREY BIANCO BR. | <i>grey elm</i> | <i>br. white</i> | | | |
| | 860 | OLMO GREY LAVA | <i>grey elm</i> | <i>lava</i> | | | |

SCRIVANIE DIREZIONALI CON PIANO IN VETRO TEMPERATO RETRO-LACCATO

executive desks with rear-lacquered tempered glass top

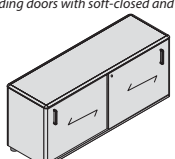



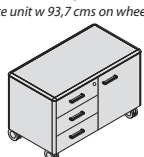
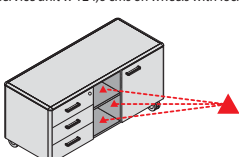
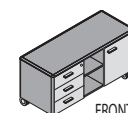
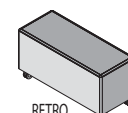
| DESCRIZIONE <i>description</i> | L <i>w</i> | CODICE <i>code</i> | KG | M ³ | COLLI | PREZZO <i>price</i> | (*) CODICE FINITURA <i>(*) finish code</i> | |
|--|---|----------------------------|-------|----------------|-------|------------------------|---|--|
| SCRIVANIE DIREZIONALI CON PIANO IN VETRO <i>executive desks with glass top</i> | | | | | | | | |
|  | | | | | | | | |
| L. x p.90 x H.75 | L.180 | 158 460 (*) | 73,6 | 0,309 | 7 | € 1.207,00 | | |
| | L.200 | 158 461 (*) | 80 | 0,317 | 7 | € 1.255,00 | | |
| | L.218 | 158 462 (*) | 85,8 | 0,323 | 7 | € 1.387,00 | | |
| SCRIVANIE DIREZIONALI CON PIANO IN VETRO (CON 1 DISTANZIALE DX O SX) <i>executive desks with glass top (with 1 right or left short leg)</i> | | | | | | | | |
|  | | | | | | | | |
| L. x p.90 x H.75 | L.180 | 158 463 (*) | 71,6 | 0,298 | 7 | € 1.153,00 | (*) | PIANO |
| | L.200 | 158 464 (*) | 78 | 0,306 | 7 | € 1.201,00 | 132 | TORTORA NOCE BALI |
| | L.218 | 158 465 (*) | 83,8 | 0,311 | 7 | € 1.333,00 | 272 | TORTORA TEAK SAMOA |
| | COMPLETARE SEMPRE CON 1 MOBILE DI SERVIZIO SU PIEDINI ART.523 (VEDI PAG. 9) <i>always complete with 1 service unit on adjustable feet ART.523 (please see page 9)</i> | | | | | | 472 | TORTORA BIANCO BR. |
| | | | | | | | 672 | TORTORA LAVA |
| | | | | | | | 772 | TORTORA FRASSINO BROWN |
| | | | | | | | 872 | TORTORA OLMO GREY |
| | | | | | | | | GAMBE |
| | | | | | | | | top |
| | | | | | | | | legs |
| | | | | | | | | |
| SCRIVANIE DIREZIONALI CON PIANO IN VETRO E ALLUNGO DX O SX L.120 <i>executive desks with glass top and right or left extension w 120 cms</i> | | | | | | | | |
|  | | | | | | | | |
| L. x p.210 x H.75 | L.180 | 158 466 (*) | 105 | 0,402 | 10 | € 1.761,00 | | |
| | L.200 | 158 467 (*) | 111,4 | 0,410 | 10 | € 1.809,00 | | |
| | L.218 | 158 468 (*) | 117,2 | 0,415 | 10 | € 1.941,00 | | |
| SCHIENE PER SCRIVANIE DIREZIONALI CON PIANO IN LEGNO O CRISTALLO <i>modesty panels for executive desks with wooden or glazed top</i> | | | | | | | | |
|  | | | | | | | | |
| L.132-152-170 x sp.1,8 x H.35 | | PER SCRIVANIE for desks | | | | | (*) | SCHIENE |
| | L.180 | 158 535 (*) | 7 | 0,021 | 1 | € 61,00 | 130 | NOCE BALI |
| | L.200 | 158 536 (*) | 8 | 0,024 | 1 | € 68,00 | 200 | TEAK SAMOA |
| | L.218 | 158 537 (*) | 9 | 0,030 | 1 | € 74,00 | 440 | BIANCO BR. |
| | | | | | | | 600 | LAVA |
| | | | | | | | 700 | FRASSINO BROWN |
| | | | | | | | 800 | OLMO GREY |
| | | | | | | | | modesty panels |
| VASCHETTA, PRESE ELETTRICHE E CAVO ALIMENTAZIONE CM 290 PER SCRIVANIE DIREZIONALI <i>cable tray, sockets and power cable w 290 cms for executive desk</i> | | | | | | | | |
|  | | | | | | | | |
| L.35 x p.7 x H.12 | | 158 538 (*) | 3 | 0,010 | 1 | € 234,00 | (*) | VASCHETTA |
| | | | | | | | 001 | INOX GREY |
| | | | | | | | | cable tray |
| | | | | | | | | PRESE ELETTRICHE NERE black sockets |

| TAVOLI RIUNIONE meeting tables | | | | | | | | |
|--|--|----------------|---------|----------------|-------|-----------------|--|---------------------------------|
| DESCRIZIONE description | L w | CODICE code | KG | M ³ | COLLI | PREZZO price | (*) CODICE FINITURA (* finish code) | |
| TAVOLI RIUNIONE RETTANGOLARI rectangular meeting tables  L. x p.120 x H.75 | VERSIONE MONO-COLORE / single-color version | | | | | | | |
| | SENZA TOP ACCESS without top access | | | | | | | |
| | L.200 | 158 | 504 (*) | 82 | 0,316 | 6 | € 942,00 | 130 NOCE BALI bali walnut |
| | L.260 | 158 | 506 (*) | 90 | 0,402 | 6 | € 1.055,00 | 200 TEAK SAMOA samoa teak |
| | CON TOP ACCESS with top access | | | | | | | |
| | L.200 | 158 | 502 (*) | 84 | 0,331 | 7 | € 1.048,00 | 440 BIANCO BR. br. white |
| | L.260 | 158 | 503 (*) | 92 | 0,417 | 7 | € 1.165,00 | 700 FRASSINO BROWN brown ash |
| | VERSIONE BI-COLORE / double-color version | | | | | | | |
| | (*) PIANO GAMBIE top legs | | | | | | | |
| | 260 TEAK SAMOA LAVA samoa teak lava 840 OLMO GREY BIANCO BR. grey elm br. white 860 OLMO GREY LAVA grey elm lava | | | | | | | |
| TAVOLO RIUNIONE CIRCOLARE CON BASAMENTO METALLICO round meeting table with metal base  Ø 120 x H.71,8 | Ø120 | 158 | 510 (*) | 44 | 0,152 | 3 | € 595,00 | 130 NOCE BALI bali walnut |
| | BASAMENTO INOX GREY grey inox base | | | | | | | |
| | 200 TEAK SAMOA samoa teak 440 BIANCO BR. br. white 700 FRASSINO BROWN brown ash 800 OLMO GREY grey elm | | | | | | | |
| | | | | | | | | |
| | | | | | | | | |

MOBILE DI SERVIZIO SU PIEDINI, CASSETTIERE e MOBILI DI SERVIZIO SU RUOTE

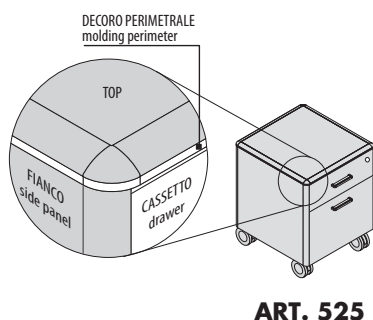
service unit on feet, pedestal and service units on wheels

IULIO


| DESCRIZIONE description | L w | CODICE code | KG | M ³ | COLLI | PREZZO price | (*) CODICE FINITURA (* finish code) | | | | | | | | | | | | | | | | | | | | | | | | | | | | | | | | | | | | | | | | | | | |
|--|--------------------|----------------------|---------------------|-------------------------|-------|-----------------|--|-----|--|--|-----|-----------|-------------|-----|------------|------------|-----|------------|-----------|-----|----------------|-----------|-----|-----------|----------|-----|--------------------|----------------------|---------------------|-------------------------|-----|-----------|------------|----------|-----------|-----|------------|------|------------|------|-----|-----------|------|----------|------|-----|------------|-----------|-----------|----------|
| MOBILE DI SERVIZIO SU PIEDINI (CON 2 ANTE SCORREVOLI CON CHIUSURA AMMORTIZZATA E SERRATURA) undertop service unit on adjustable feet (2 sliding doors with soft-closed and lock) | L140,3 | 158 523 (*) | 70 | 0,207 | 6 | € 770,00 | | | | | | | | | | | | | | | | | | | | | | | | | | | | | | | | | | | | | | | | | | | | |
| UTILIZZABILE COME SUPPORTO DI SCRIVANIE OPPURE FREESTANDING utilizable for support of desktops or freestanding use | | | | | | | | | | | | | | | | | | | | | | | | | | | | | | | | | | | | | | | | | | | | | | | | | | |
|  L.140,3 x p.45,3 x H.61,4 | | | | | | | | | | | | | | | | | | | | | | | | | | | | | | | | | | | | | | | | | | | | | | | | | | |
| CASSETTIERA 3 CASSETTI SU RUOTE CON SERRATURA 3 drawers pedestal on wheels with lock | L48,6 | 158 524 (*) | 34 | 0,146 | 1 | € 422,00 | | | | | | | | | | | | | | | | | | | | | | | | | | | | | | | | | | | | | | | | | | | | |
|  L.48,6 x p.51,3 x H.60 | | | | | | | | | | | | | | | | | | | | | | | | | | | | | | | | | | | | | | | | | | | | | | | | | | |
| CASSETTIERA-CLASSIFICATORE SU RUOTE CON SERRATURA file-pedestal on wheels with lock | L48,6 | 158 525 (*) | 32 | 0,150 | 1 | € 443,00 | | | | | | | | | | | | | | | | | | | | | | | | | | | | | | | | | | | | | | | | | | | | |
|  L.48,6 x p.51,3 x H.60 | | | | | | | | | | | | | | | | | | | | | | | | | | | | | | | | | | | | | | | | | | | | | | | | | | |
| MOBILE DI SERVIZIO L.73,7 SU RUOTE CON SERRATURA service unit w 73,7 cms on wheels with lock | L73,7 | 158 526 (*) | 48 | 0,248 | 1 | € 550,00 | | | | | | | | | | | | | | | | | | | | | | | | | | | | | | | | | | | | | | | | | | | | |
|  L.73,7 x p.51,3 x H.60 | | | | | | | | | | | | | | | | | | | | | | | | | | | | | | | | | | | | | | | | | | | | | | | | | | |
| MOBILE DI SERVIZIO L.93,7 SU RUOTE CON SERRATURA service unit w 93,7 cms on wheels with lock | L93,7 | 158 527 (*) | 55 | 0,313 | 1 | € 595,00 | | | | | | | | | | | | | | | | | | | | | | | | | | | | | | | | | | | | | | | | | | | | |
|  L.93,7 x p.51,3 x H.60 | | | | | | | | | | | | | | | | | | | | | | | | | | | | | | | | | | | | | | | | | | | | | | | | | | |
| MOBILE DI SERVIZIO L.124,6 SU RUOTE CON SERRATURA service unit w 124,6 cms on wheels with lock | L124,6 | 158 528 (*) | 60 | 0,313 | 1 | € 653,00 | | | | | | | | | | | | | | | | | | | | | | | | | | | | | | | | | | | | | | | | | | | | |
|  L.124,6 x p.51,3 x H.60 | | | | | | | | | | | | | | | | | | | | | | | | | | | | | | | | | | | | | | | | | | | | | | | | | | |
| <p>VERSIONE MONO-COLORE / single-color version</p> <table border="1"> <thead> <tr> <th>(*)</th> <th></th> <th></th> </tr> </thead> <tbody> <tr> <td>130</td> <td>NOCE BALI</td> <td>bali walnut</td> </tr> <tr> <td>200</td> <td>TEAK SAMOA</td> <td>samoa teak</td> </tr> <tr> <td>440</td> <td>BIANCO BR.</td> <td>br. white</td> </tr> <tr> <td>700</td> <td>FRASSINO BROWN</td> <td>brown ash</td> </tr> <tr> <td>800</td> <td>OLMO GREY</td> <td>grey elm</td> </tr> </tbody> </table> <p>VERSIONE BI-COLORE / double-color version</p> <table border="1"> <thead> <tr> <th>(*)</th> <th>SCHIENA + FRONTALI</th> <th>TOP + FIANCHI FINALI</th> <th>back panel + fronts</th> <th>top + final side panels</th> </tr> </thead> <tbody> <tr> <td>480</td> <td>OLMO GREY</td> <td>BIANCO BR.</td> <td>grey elm</td> <td>br. white</td> </tr> <tr> <td>620</td> <td>TEAK SAMOA</td> <td>LAVA</td> <td>samoa teak</td> <td>lava</td> </tr> <tr> <td>680</td> <td>OLMO GREY</td> <td>LAVA</td> <td>grey elm</td> <td>lava</td> </tr> <tr> <td>840</td> <td>BIANCO BR.</td> <td>OLMO GREY</td> <td>br. white</td> <td>grey elm</td> </tr> </tbody> </table> <p>STRUTTURA INTERNA SEMPRE COLORE ANTRACITE SOLO PER LE VERSIONI 440-480-800-840 E' IN BIANCO BR. internal structure always colour: anthracite. For versions 440-480-800-840 it's br. white ONLY</p> <p>ESEMPIO VERSIONE BICOLORE example of double-colours version</p> <div style="display: flex; justify-content: space-around;"> <div style="text-align: center;">  FRONTE front view </div> <div style="text-align: center;">  RETRO back view </div> </div> | | | | | | | | (*) | | | 130 | NOCE BALI | bali walnut | 200 | TEAK SAMOA | samoa teak | 440 | BIANCO BR. | br. white | 700 | FRASSINO BROWN | brown ash | 800 | OLMO GREY | grey elm | (*) | SCHIENA + FRONTALI | TOP + FIANCHI FINALI | back panel + fronts | top + final side panels | 480 | OLMO GREY | BIANCO BR. | grey elm | br. white | 620 | TEAK SAMOA | LAVA | samoa teak | lava | 680 | OLMO GREY | LAVA | grey elm | lava | 840 | BIANCO BR. | OLMO GREY | br. white | grey elm |
| (*) | | | | | | | | | | | | | | | | | | | | | | | | | | | | | | | | | | | | | | | | | | | | | | | | | | |
| 130 | NOCE BALI | bali walnut | | | | | | | | | | | | | | | | | | | | | | | | | | | | | | | | | | | | | | | | | | | | | | | | |
| 200 | TEAK SAMOA | samoa teak | | | | | | | | | | | | | | | | | | | | | | | | | | | | | | | | | | | | | | | | | | | | | | | | |
| 440 | BIANCO BR. | br. white | | | | | | | | | | | | | | | | | | | | | | | | | | | | | | | | | | | | | | | | | | | | | | | | |
| 700 | FRASSINO BROWN | brown ash | | | | | | | | | | | | | | | | | | | | | | | | | | | | | | | | | | | | | | | | | | | | | | | | |
| 800 | OLMO GREY | grey elm | | | | | | | | | | | | | | | | | | | | | | | | | | | | | | | | | | | | | | | | | | | | | | | | |
| (*) | SCHIENA + FRONTALI | TOP + FIANCHI FINALI | back panel + fronts | top + final side panels | | | | | | | | | | | | | | | | | | | | | | | | | | | | | | | | | | | | | | | | | | | | | | |
| 480 | OLMO GREY | BIANCO BR. | grey elm | br. white | | | | | | | | | | | | | | | | | | | | | | | | | | | | | | | | | | | | | | | | | | | | | | |
| 620 | TEAK SAMOA | LAVA | samoa teak | lava | | | | | | | | | | | | | | | | | | | | | | | | | | | | | | | | | | | | | | | | | | | | | | |
| 680 | OLMO GREY | LAVA | grey elm | lava | | | | | | | | | | | | | | | | | | | | | | | | | | | | | | | | | | | | | | | | | | | | | | |
| 840 | BIANCO BR. | OLMO GREY | br. white | grey elm | | | | | | | | | | | | | | | | | | | | | | | | | | | | | | | | | | | | | | | | | | | | | | |

SCHEMA DI UTILIZZO CARTELLE SU CLASSIFICATORI

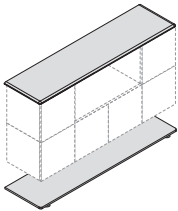
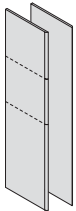
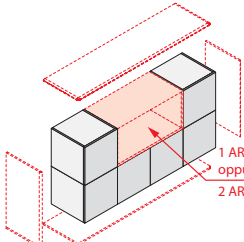
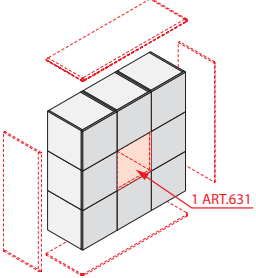
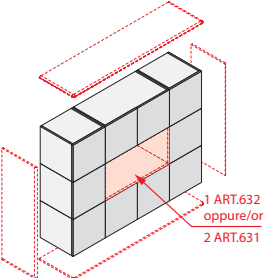
scheme for using folders in file-drawers



| POS. | TIPO DI CARTELLA type of folder | INTERASSE CENTER DISTANCE (cm) |
|------|------------------------------------|--------------------------------------|
| A | GRANDE EUROPA big Europe | cm 39 |
| B | PICCOLA EUROPA little Europe | cm 33 |

 = CON DOTAZIONE STANDARD ARCHIVIAZIONE EUROPEA
= European filing by standard outfit

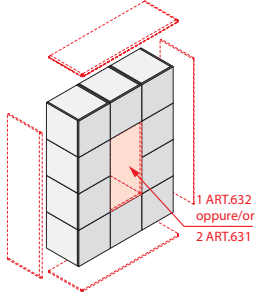
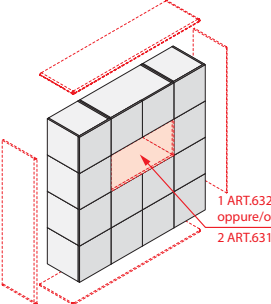
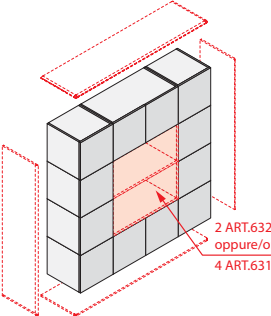
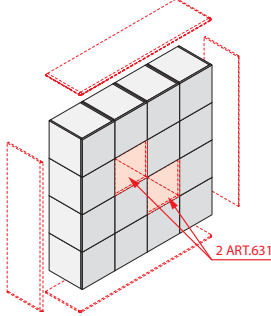
BASE+TOP E FIANCHI FINALI PER MOBILI MONOLITICI*base+top and final side panels for monolith cabinets*

| DESCRIZIONE <i>description</i> | L <i>w</i> | CODICE <i>code</i> | KG | M ³ | COLLI | PREZZO <i>price</i> | (*) CODICE FINITURA <i>(*) finish code</i> | | | | | |
|---|---|--|-----|----------------|-----------|------------------------|---|----------------|--------------------|--------------------|-------------------|------------------|
| BASE+TOP PER MOBILI MONOLITICI <i>base+top for monolith cabinets</i>  L. x p.47,9 x H.4,6+1,8 | L.138,6 | 158 601 (*) | 12 | 0,040 | 2 | € 184,00 | | | | | | |
| | L.183,6 | 158 602 (*) | 14 | 0,052 | 2 | € 244,00 | | | | | | |
| | COMPLETARE SEMPRE CON FIANCHI FINALI <i>always complete with final side panel</i> ART. 606-607-608 | | | | | | | | | | | |
| | | | | | | | | (*) | | | | |
| | | | | | | | 130 | NOCE BALI | <i>bali walnut</i> | | | |
| | | | | | | | 200 | TEAK SAMOA | <i>samoa teak</i> | | | |
| | | | | | | | 440 | BIANCO BR. | <i>br. white</i> | | | |
| | | | | | | | 600 | LAVA | <i>lava</i> | | | |
| | | | | | | | 700 | FRASSINO BROWN | <i>brown ash</i> | | | |
| | | | | | | | 800 | OLMO GREY | <i>grey elm</i> | | | |
| COPPIA FIANCHI FINALI PER MOBILI MONOLITICI <i>set of 2 final side panels for monolith cabinets</i>  sp.1,8 x p.47,9 x H. | H.90 | 158 606 (*) | 12 | 0,029 | 1 | € 118,00 | | | | | | |
| | H.135 | 158 607 (*) | 14 | 0,040 | 1 | € 176,00 | | | | | | |
| | H.180 | 158 608 (*) | 19 | 0,052 | 1 | € 223,00 | | | | | | |
| | COMPLETARE SEMPRE CON BASE+TOP <i>always complete with base+top</i> ART. 601-602 | | | | | | | | | | | |
| MOBILI MONOLITICI H.90 <i>monolith cabinets h.90 cms</i> | | COMPLETARE CON: BASE+TOP+2 FIANCHI FINALI+ELEMENTO LIBRERIA (VEDI PAG. 10-12) <i>always complete with: base+top + 2 final side panels+bookcase element (please see page 10-12)</i> | | | | | | | | | | |
| MOBILE MONOLITICO L.180 X H.90 <i>monolith cabinet w 180 x h 90 cms</i>  L.180 x p.46,3 x H.90 | L.180 | 158 614 (*) | 64 | 0,746 | 17 | € 621,00 | | | | | | |
| | | | | | | | | (*) | ANTE | STRUTTURA | <i>doors</i> | <i>structure</i> |
| | | | | | | | | 440 | BIANCO BR. | BIANCO BR. | <i>br. white</i> | <i>br. white</i> |
| | | | | | | | | 480 | OLMO GREY | BIANCO BR. | <i>grey elm</i> | <i>br. white</i> |
| | | | | | | | 520 | TEAK SAMOA | ANTRACITE | <i>samoa teak</i> | <i>anthracite</i> | |
| | | | | | | | 530 | NOCE BALI | ANTRACITE | <i>bali walnut</i> | <i>anthracite</i> | |
| | | | | | | | 570 | FRASSINO BROWN | ANTRACITE | <i>brown ash</i> | <i>anthracite</i> | |
| | | | | | | | 580 | OLMO GREY | ANTRACITE | <i>grey elm</i> | <i>anthracite</i> | |
| MOBILI MONOLITICI H.135 <i>monolith cabinets h.135 cms</i> | | COMPLETARE CON: BASE+TOP+2 FIANCHI FINALI+ELEMENTO LIBRERIA (VEDI PAG. 10-12) <i>always complete with: base+top + 2 final side panels+bookcase element (please see page 10-12)</i> | | | | | | | | | | |
| MOBILE MONOLITICO L.135 X H.135 <i>monolith cabinet w 135 x h 135 cms</i>  L.135 x p.46,3 x H.135 | L.135 | 158 615 (*) | 88 | 1,000 | 24 | € 872,00 | | | | | | |
| | | | | | | | | (*) | ANTE | STRUTTURA | <i>doors</i> | <i>structure</i> |
| | | | | | | | 440 | BIANCO BR. | BIANCO BR. | <i>br. white</i> | <i>br. white</i> | |
| | | | | | | | 480 | OLMO GREY | BIANCO BR. | <i>grey elm</i> | <i>br. white</i> | |
| | | | | | | | 520 | TEAK SAMOA | ANTRACITE | <i>samoa teak</i> | <i>anthracite</i> | |
| | | | | | | | 530 | NOCE BALI | ANTRACITE | <i>bali walnut</i> | <i>anthracite</i> | |
| | | | | | | | 570 | FRASSINO BROWN | ANTRACITE | <i>brown ash</i> | <i>anthracite</i> | |
| | | | | | | | 580 | OLMO GREY | ANTRACITE | <i>grey elm</i> | <i>anthracite</i> | |
| MOBILE MONOLITICO L.180 X H.135 <i>monolith cabinet w 180 x h 135 cms</i>  L.180 x p.46,3 x H.135 | L.180 | 158 616 (*) | 106 | 1,243 | 28 | € 1.024,00 | | | | | | |
| | | | | | | | | (*) | ANTE | STRUTTURA | <i>doors</i> | <i>structure</i> |
| | | | | | | | 440 | BIANCO BR. | BIANCO BR. | <i>br. white</i> | <i>br. white</i> | |
| | | | | | | | 480 | OLMO GREY | BIANCO BR. | <i>grey elm</i> | <i>br. white</i> | |
| | | | | | | | 520 | TEAK SAMOA | ANTRACITE | <i>samoa teak</i> | <i>anthracite</i> | |
| | | | | | | | 530 | NOCE BALI | ANTRACITE | <i>bali walnut</i> | <i>anthracite</i> | |
| | | | | | | | 570 | FRASSINO BROWN | ANTRACITE | <i>brown ash</i> | <i>anthracite</i> | |
| | | | | | | | 580 | OLMO GREY | ANTRACITE | <i>grey elm</i> | <i>anthracite</i> | |




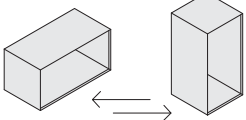
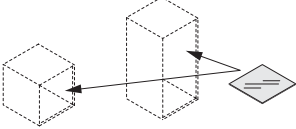
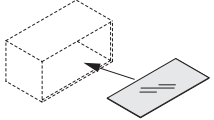
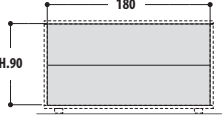
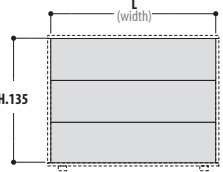
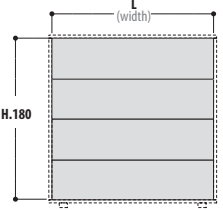
MOBILI MONOLITICI H.180
monolith cabinets h. 180 cms

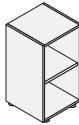
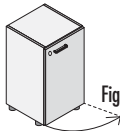
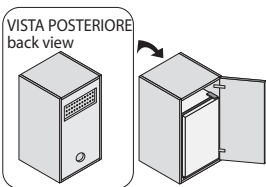

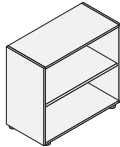
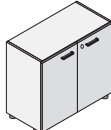
COMPLETARE CON: BASE+TOP+2 FIANCHI FINALI+ELEMENTO LIBRERIA (VEDI PAG. 10-12)
always complete with: base+top + 2 final side panels+bookcase element (please see page 10-12)

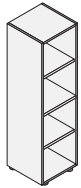
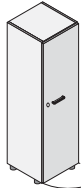
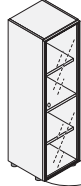
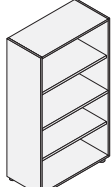
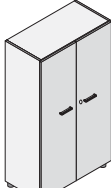
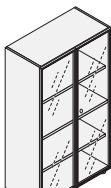
| DESCRIZIONE <i>description</i> | L <i>w</i> | CODICE <i>code</i> | KG | M ³ | COLLI | PREZZO <i>price</i> | (*) CODICE FINITURA <i>(*) finish code</i> |
|---|---------------|-----------------------|-----|----------------|-------|------------------------|---|
| MOBILE MONOLITICO L.135 X H.180 <i>monolith cabinet w 135 x h 180 cms</i>  L.135 x p.46,3 x H.180 | L.135 | 158 617 (*) | 110 | 1,251 | 30 | € 1.090,00 | |
| MOBILE MONOLITICO L.180 X H.180 <i>monolith cabinet w 180 x h 180 cms</i>  L.180 x p.46,3 x H.180 | L.180 | 158 618 (*) | 148 | 1,739 | 39 | € 1.427,00 | |
| MOBILE MONOLITICO L.180 X H.180 <i>monolith cabinet w 180 x h 180 cms</i>  L.180 x p.46,3 x H.180 | L.180 | 158 619 (*) | 128 | 1,493 | 34 | € 1.242,00 | |
| MOBILE MONOLITICO L.180 X H.180 <i>monolith cabinet w 180 x h 180 cms</i>  L.180 x p.46,3 x H.180 | L.180 | 158 620 (*) | 154 | 1,751 | 42 | € 1.526,00 | |

| (*) | ANTE | STRUTTURA | doors | structure |
|-----|----------------|------------|-------------|------------|
| 440 | BIANCO BR. | BIANCO BR. | br. white | br. white |
| 480 | OLMO GREY | BIANCO BR. | grey elm | br. white |
| 520 | TEAK SAMOA | ANTRACITE | samoa teak | anthracite |
| 530 | NOCE BALI | ANTRACITE | bali walnut | anthracite |
| 570 | FRASSINO BROWN | ANTRACITE | brown ash | anthracite |
| 580 | OLMO GREY | ANTRACITE | grey elm | anthracite |

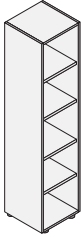

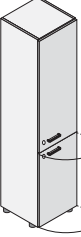
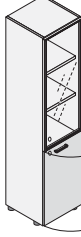
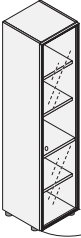
IULIO




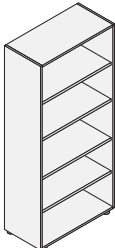
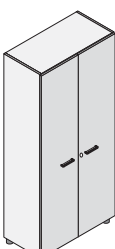
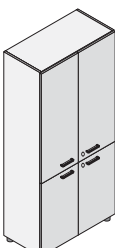
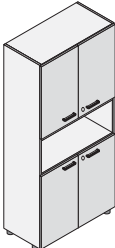

| ELEMENTI LIBRERIE | | | | | | | |
|---|--------|----------------|-----|----------------|-------|-----------------|---|
| bookcase elements | | | | | | | |
| DESCRIZIONE description | L w | CODICE code | KG | M ³ | COLLI | PREZZO price | (*) CODICE FINITURA (* finish code) |
| 1 ELEMENTO LIBRERIA L.45 1 bookcase element w 45 cms  L.45 x p.46,3 x H.45 | L45 | 158 631 (*) | 9 | 0,122 | 1 | € 238,00 | |
| | | | | | | | (*) |
| | | | | | | | 130 NOCE BALI <i>bali walnut</i> |
| | | | | | | | 200 TEAK SAMOA <i>samoa teak</i> |
| | | | | | | | 440 BIANCO BR. <i>br. white</i> |
| | | | | | | | 600 LAVA <i>lava</i> |
| | | | | | | | 700 FRASSINO BROWN <i>brown ash</i> |
| | | | | | | | 800 OLMO GREY <i>grey elm</i> |
| 1 ELEMENTO LIBRERIA L.90 (utilizzabile in posizione orizzontale o verticale) 1 bookcase element w 90 cms (can be used in horizontal or vertical position)  L.90 x p.46,3 x H.45 | L90 | 158 632 (*) | 13 | 0,232 | 1 | € 473,00 | |
| | | | | | | | (*) |
| | | | | | | | 130 NOCE BALI <i>bali walnut</i> |
| | | | | | | | 200 TEAK SAMOA <i>samoa teak</i> |
| | | | | | | | 440 BIANCO BR. <i>br. white</i> |
| | | | | | | | 600 LAVA <i>lava</i> |
| | | | | | | | 700 FRASSINO BROWN <i>brown ash</i> |
| | | | | | | | 800 OLMO GREY <i>grey elm</i> |
| 1 RIPIANO VETRO PER LIBRERIE ART.631-632 1 glass shelf for bookcases art.631-632  L.42,6 x p.42,6 x H.0,8 | | 158 641 (*) | 3 | 0,020 | 1 | € 20,00 | |
| | | | | | | | (*) |
| | | | | | | | 000 VETRO TEMPERATO TRASPARENTE <i>tempered transparent glass</i> |
| 1 RIPIANO VETRO SOLO PER LIBRERIA ART.632 1 glass shelf for bookcase art.632 ONLY  L.87,6 x p.42,6 x H.0,8 | | 158 642 (*) | 4,5 | 0,030 | 1 | € 38,00 | |
| | | | | | | | |
| PANNELLI DI FINITURA POSTERIORI (OPTIONAL) | | | | | | | |
| <i>rear panels for monolith cabinets (OPTIONAL)</i> | | | | | | | |
| 2 PANNELLI DI FINITURA POSTERIORI PER MOBILI MONOLITICI A CENTROSTANZA H.90 2 rear panels for monolith cabinets h.90 cms  L. 180 x Sp.1,2 x H.90 | L180 | 158 651 (*) | 11 | 0,046 | 1 | € 239,00 | |
| | | | | | | | (*) |
| | | | | | | | 130 NOCE BALI <i>bali walnut</i> |
| | | | | | | | 200 TEAK SAMOA <i>samoa teak</i> |
| | | | | | | | 440 BIANCO BR. <i>br. white</i> |
| | | | | | | | 700 FRASSINO BROWN <i>brown ash</i> |
| | | | | | | | 800 OLMO GREY <i>grey elm</i> |
| 3 PANNELLI DI FINITURA POSTERIORI PER MOBILI MONOLITICI A CENTROSTANZA H.135 3 rear panels for monolith cabinets h.135 cms  L. x Sp.1,2 x H.135 | L135 | 158 652 (*) | 13 | 0,040 | 1 | € 277,00 | |
| | L180 | 158 653 (*) | 15 | 0,052 | 1 | € 353,00 | |
| | | | | | | | (*) |
| | | | | | | | 130 NOCE BALI <i>bali walnut</i> |
| | | | | | | | 200 TEAK SAMOA <i>samoa teak</i> |
| | | | | | | | 440 BIANCO BR. <i>br. white</i> |
| | | | | | | | 700 FRASSINO BROWN <i>brown ash</i> |
| | | | | | | | 800 OLMO GREY <i>grey elm</i> |
| 4 PANNELLI DI FINITURA POSTERIORI PER MOBILI MONOLITICI A CENTROSTANZA H.180 4 rear panels for monolith cabinets h.180 cms  L. x Sp.1,2 x H.180 | L135 | 158 654 (*) | 20 | 0,070 | 2 | € 376,00 | |
| | L180 | 158 655 (*) | 22 | 0,093 | 2 | € 478,00 | |
| | | | | | | | (*) |
| | | | | | | | 130 NOCE BALI <i>bali walnut</i> |
| | | | | | | | 200 TEAK SAMOA <i>samoa teak</i> |
| | | | | | | | 440 BIANCO BR. <i>br. white</i> |
| | | | | | | | 700 FRASSINO BROWN <i>brown ash</i> |
| | | | | | | | 800 OLMO GREY <i>grey elm</i> |

| MOBILI BASSI <i>low cabinets</i> | | TUTTE LE COMPOSIZIONI CON I MOBILI CONTENITORI DEVONO ESSERE COMPLETATE CON TOP + 2 FIANCHI FINALI (VEDI PAG. 18) always complete the compositions with with top + 2 final side panels (please see page 18) | | | | | | | |
|--|---|--|---|---------------|------------------|-------------------------------|--|-----------------------------|---------------------------------|
| DESCRIZIONE <i>description</i> | L <i>w</i> | CODICE <i>code</i> | KG | M³ | COLLI | PREZZO <i>price</i> | (*) CODICE FINITURA <i>(*) finish code</i> | | |
| MOBILE BASSO A GIORNO L.45 <i>open low cabinet w 45 cms</i>  L.45 x p.44,5 x H.81,5 | L.45 | 158 210 (*) | 20 | 0,048 | 2 | € 94,00 | (*) | | |
| | (SENZA FORI PER CERNIERE) / (without holes for hinges) | | | | | | 440 | BIANCO BR. <i>br. white</i> | |
| MOBILE BASSO L.45 CON 1 ANTA LEGNO CON SERRATURA <i>low cabinet w 45 cms with 1 wooden door with lock</i>  Fig.DX/right L.45 x p.46,3 x H.81,5 | DX <i>right</i> | L.45 | 158 701 (*) | 27 | 0,072 | 4 | € 169,00 | | |
| | SX <i>left</i> | L.45 | 158 702 (*) | | | | | | |
| MOBILE BASSO L.45 CON 1 ANTA LEGNO DX CON SERRATURA, COMPLETO DI FRIGORIFERO DA LT. 38+ GRIGLIA DI AERAZIONE <i>low cabinet w 45 cms with right wooden door with lock, and refrigerator 38 liters+airing grid</i> VISTA POSTERIORE <i>back view</i>  L.45 x p.46,3 x H.81,5 | DX <i>right</i> | L.45 | 158 703 (*) | 46 | 0,186 | 5 | € 981,00 | | |
| | DIMENSIONI FRIGORIFERO: L.39 x p.40 x H.54,2 <i>dimensions of refrigerator: w 39 x d 40 x h 54,2 cms</i> | | | | | | | (*) | |
| | | | | | | | | 440 | BIANCO BR. <i>br. white</i> |
| | | | | | | | | 480 | OLMO GREY <i>grey elm</i> |
| | | | | | | | | 520 | TEAK SAMOA <i>samoa teak</i> |
| | | | | | | | | 530 | NOCE BALI <i>bali walnut</i> |
| | | | | | | | | 570 | FRASSINO BROWN <i>brown ash</i> |
| MOBILE BASSO L.45 CON 4 CASSETTI <i>low cabinet w 45 cms with 4 drawers</i>  L.45 x p.46,3 x H.81,5 | CASSETTI IN LEGNO <i>wooden drawers</i> | | CON CHIUSURA AMMORTIZZATA <i>with soft-close</i> | | | | | | |
| | L.45 | 158 704 (*) | 31 | 0,230 | 1 | € 334,00 | | | |
| MOBILE BASSO A GIORNO L.90 <i>open low cabinet w 90 cms</i>  L.90 x p.44,5 x H.81,5 | L.90 | 158 221 (*) | 31 | 0,072 | 2 | € 135,00 | (*) | | |
| | (SENZA FORI PER CERNIERE) / (without holes for hinges) | | | | | | 440 | BIANCO BR. <i>br. white</i> | |
| | | | | | | | 550 | ANTRACITE <i>anthracite</i> | |
| MOBILE BASSO L.90 CON 2 ANTE LEGNO CON SERRATURA <i>low cabinet w 90 cms with 2 wooden doors with lock</i>  L.90 x p.46,3 x H.81,5 | ANTE | | STRUTTURA | | doors | | structure | | |
| | L.90 | 158 706 (*) | 43 | 0,110 | 4 | € 265,00 | 440 | BIANCO BR. <i>br. white</i> | |
| | | | | | | | | 480 | OLMO GREY <i>grey elm</i> |
| | | | | | | | | 520 | TEAK SAMOA <i>samoa teak</i> |
| | | | | | | | | 530 | NOCE BALI <i>bali walnut</i> |
| | | | | | | | | 570 | FRASSINO BROWN <i>brown ash</i> |
| | | | | | | | 580 | OLMO GREY <i>grey elm</i> | |

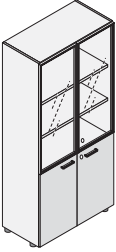
| MOBILI MEDI medium cabinets | | TUTTE LE COMPOSIZIONI CON I MOBILI CONTENITORI DEVONO ESSERE COMPLETATE CON TOP + 2 FIANCHI FINALI (VEDI PAG. 18) always complete the compositions with with top + 2 final side panels (please see page 18) | | | | | | | | |
|--|--|---|-------------|----------------|-------|-----------------|-----------------------------------|--|---|---|
| DESCRIZIONE description | L w | CODICE code | KG | M ³ | COLLI | PREZZO price | PREZZO price | (*) CODICE FINITURA (* finish code) | | |
| MOBILE MEDIO A GIORNO L.45 open medium cabinet w 45 cms  L.45 x p.44,5 x H.158,3 | L.45 | 158 226 (*) | 36 | 0,090 | 3 | | € 165,00 | (*) | | |
| | (SENZA FORI PER CERNIERE) / (without holes for hinges) | | | | | | | | STRUTTURA structure | |
| | | | | | | | | | 440 BIANCO BR. br. white 550 ANTRACITE anthracite | |
| MOBILE MEDIO L.45 CON 1 ANTA LEGNO CON SERR. medium cabinet w 45 cms with 1 wooden door with lock  Fig.DX/right L.45 x p.46,3 x H.158,3 | DX right | L.45 | 158 710 (*) | 47 | 0,135 | 5 | € 272,00 | (*) | | |
| | SX left | L.45 | 158 711 (*) | | | | | ANTA STRUTTURA door structure | | |
| | | | | | | | | | 440 BIANCO BR. br. white 480 OLMO GREY BIANCO BR. grey elm br. white 520 TEAK SAMOA ANTRACITE samoa teak anthracite 530 NOCE BALI ANTRACITE bali walnut anthracite 570 FRASSINO BROWN ANTRACITE brown ash anthracite 580 OLMO GREY ANTRACITE grey elm anthracite | |
| MOBILE MEDIO L.45 CON 1 ANTA VETRO CON SERR. medium cabinet w 45 cms with 1 glass door with lock  Fig.DX/right L.45 x p.46,3 x H.158,3 | DX right | L.45 | 158 734 (*) | 46 | 0,132 | 5 | VETRO SATINATO satinated glass | VETRO TORTORA grey beige glass | | |
| | SX left | L.45 | 158 735 (*) | | | | € 323,00 | € 348,00 | (*) | ANTA VETRO STRUTTURA glass door structure |
| | ANTA VETRO CON TELAIO ALLUMINIO COLOR INOX GREY glass door with aluminium frame in color grey inox | | | | | | | | 499 SATINATO BIANCO BR. satinated glass br. white 599 SATINATO ANTRACITE satinated glass anthracite 472 TORTORA BIANCO BR. grey beige br. white 572 TORTORA ANTRACITE grey beige anthracite | |
| MOBILE MEDIO A GIORNO L.90 open medium cabinet w 90 cms  L.90 x p.44,5 x H.158,3 | L.90 | 158 227 (*) | 57 | 0,135 | 3 | | € 244,00 | (*) | | |
| | (SENZA FORI PER CERNIERE) / (without holes for hinges) | | | | | | | | STRUTTURA structure | |
| | | | | | | | | | 440 BIANCO BR. br. white 550 ANTRACITE anthracite | |
| MOBILE MEDIO L.90 CON 2 ANTE LEGNO CON SERRATURA medium cabinet w 90 cms with 2 wooden doors with lock  L.90 x p.46,3 x H.158,3 | L.90 | 158 712 (*) | 78 | 0,206 | 5 | | € 445,00 | (*) | | |
| | | | | | | | | | ANTE STRUTTURA doors structure | |
| | | | | | | | | | 440 BIANCO BR. br. white 480 OLMO GREY BIANCO BR. grey elm br. white 520 TEAK SAMOA ANTRACITE samoa teak anthracite 530 NOCE BALI ANTRACITE bali walnut anthracite 570 FRASSINO BROWN ANTRACITE brown ash anthracite 580 OLMO GREY ANTRACITE grey elm anthracite | |
| MOBILE MEDIO L.90 CON 2 ANTE VETRO CON SERRATURA medium cabinet w 90 cms with 2 glass doors with lock  L.90 x p.46,3 x H.158,3 | L.90 | 158 740 (*) | 78 | 0,217 | 6 | | € 552,00 | € 601,00 | | |
| | ANTA VETRO CON TELAIO ALLUMINIO COLOR INOX GREY glass doors with aluminium frame in color grey inox | | | | | | | | (*) | ANTE VETRO STRUTTURA glass doors structure |
| | | | | | | | | | 472 TORTORA BIANCO BR. grey beige br. white 572 TORTORA ANTRACITE grey beige anthracite | |



| DESCRIZIONE description | | L w | CODICE code | KG | M ³ | COLLI | PREZZO price | PREZZO price | (*) CODICE FINITURA (*) finish code | | |
|--|--|---------------------|--------------------|--|----------------|-------|-----------------|-----------------|--|--|--|
| MOBILI ALTI high cabinets MOBILE ALTO A GIORNO L.45 open high cabinet w 45 cms  L.45 x p.44,5 x H.196,7 | | L.45 | 158 228 (*) | 47 | 0,104 | 3 | | € 199,00 | | (*) STRUTTURA structure 440 BIANCO BR. br. white 550 ANTRACITE anthracite | |
| (SENZA FORI PER CERNIERE) / (without holes for hinges) | | | | | | | | | | | |
| MOBILE ALTO L.45 CON 1 ANTA LEGNO CON SERR. high cabinet w 45 cms with 1 wooden door with lock  L.45 x p.46,3 x H.196,7 Fig.DX/right | | DX right SX left | L.45 L.45 | 158 721 (*) 158 722 (*) | 57 | 0,175 | 5 | | € 362,00 | (*) ANTE STRUTTURA doors structure 440 BIANCO BR. BIANCO BR. br. white br. white 480 OLMO GREY BIANCO BR. grey elm br. white 520 TEAK SAMOA ANTRACITE samoa teak anthracite 530 NOCE BALI ANTRACITE bali walnut anthracite 570 FRASSINO BROWN ANTRACITE brown ash anthracite 580 OLMO GREY ANTRACITE grey elm anthracite | |
| MOBILE ALTO L.45 CON 2 ANTE LEGNO CON SERR. high cabinet w 45 cms with 2 wooden doors with lock  L.45 x p.46,3 x H.196,7 Fig.DX/right | | DX right SX left | L.45 L.45 | 158 723 (*) 158 724 (*) | 62 | 0,177 | 6 | | € 373,00 | | |
| MOBILE ALTO L.45 CON 1 ANTA LEGNO E 1 ANTA VETRO COMPLETE DI SERRATURE high cabinet w 45 cms with 1 wooden door and 1 glass door with locks  L.45 x p.46,3 x H.196,7 Fig.DX/right | | DX right SX left | L.45 L.45 | 158 741 (*) 158 742 (*) | 63 | 0,161 | 7 | € 404,00 | € 421,00 | ANTA VETRO SATINATA / satinated glass door (*) ANTA LEGNO STRUTTURA wooden door structure 409 BIANCO BR. BIANCO BR. br. white br. white 489 OLMO GREY BIANCO BR. grey elm br. white 529 TEAK SAMOA ANTRACITE samoa teak anthracite 533 NOCE BALI ANTRACITE bali walnut anthracite 579 FRASSINO BROWN ANTRACITE brown ash anthracite 589 OLMO GREY ANTRACITE grey elm anthracite ANTA VETRO TORTORA / grey beige glass door (*) ANTA LEGNO STRUTTURA wooden door structure 402 BIANCO BR. BIANCO BR. br. white br. white 482 OLMO GREY BIANCO BR. grey elm br. white 522 TEAK SAMOA ANTRACITE samoa teak anthracite 532 NOCE BALI ANTRACITE bali walnut anthracite 752 FRASSINO BROWN ANTRACITE brown ash anthracite 582 OLMO GREY ANTRACITE grey elm anthracite | |
| MOBILE ALTO L.45 CON 1 ANTA VETRO CON SERR. high cabinet w 45 cms with 1 glass door with lock  L.45 x p.46,3 x H.196,7 Fig.DX/right | | DX right SX left | L.45 L.45 | 158 743 (*) 158 744 (*) | 62 | 0,156 | 5 | € 373,00 | € 404,00 | (*) ANTA VETRO STRUTTURA glass door structure 499 SATINATO BIANCO BR. satinated glass br. white 599 SATINATO ANTRACITE satinated glass anthracite (*) ANTA VETRO STRUTTURA glass door structure 472 TORTORA BIANCO BR. grey beige br. white 572 TORTORA ANTRACITE grey beige anthracite | |
| ANTA VETRO CON TELAIO ALLUMINIO COLOR INOX GREY glass door with aluminium frame in color grey inox | | | | | | | | | | | |

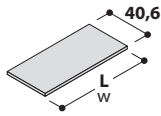
| MOBILI ALTI <i>high cabinets</i> | | TUTTE LE COMPOSIZIONI CON I MOBILI CONTENITORI DEVONO ESSERE COMPLETATE CON TOP + 2 FIANCHI FINALI (VEDI PAG. 18) always complete the compositions with with top + 2 final side panels (please see page 18) | | | | | | (*) CODICE FINITURA <i>(*) finish code</i> | | | |
|--|--|--|--|--|---|-------------------------------|------------|--|-------------------|--------------------|-------------------|
| DESCRIZIONE <i>description</i> | L <i>w</i> | CODICE <i>code</i> | KG  | M³  | COLLI  | PREZZO <i>price</i> | | | | | |
| MOBILE ALTO A GIORNO L.90 <i>open high cabinet w 90 cms</i>  L.90 x p.44,5 x H.196,7 | L.90 | 158 229 (*) | 73 | 0,162 | 3 | € 290,00 | (*) | STRUTTURA <i>structure</i> | | | |
| | (SENZA FORI PER CERNIERE) / (without holes for hinges) | | | | | | | 440 | BIANCO BR. | <i>br. white</i> | |
| | | | | | | | 550 | ANTRACITE | <i>anthracite</i> | | |
| MOBILE ALTO L.90 CON 2 ANTE LEGNO CON SERRATURA <i>high cabinet w 90 cms with 2 wooden doors with lock</i>  L.90 x p.46,3 x H.196,7 | L.90 | 158 745 (*) | 98 | 0,250 | 5 | € 587,00 | | | | | |
| | | | | | | | | | | | |
| MOBILE ALTO L.90 CON 4 ANTE LEGNO CON SERRATURE <i>high cabinet w 90 cms with 4 wooden doors with locks</i>  L.90 x p.46,3 x H.196,7 | L.90 | 158 746 (*) | 99 | 0,249 | 6 | € 600,00 | (*) | ANTE | STRUTTURA | doors | structure |
| | | | | | | | | 440 | BIANCO BR. | BIANCO BR. | <i>br. white</i> |
| | | | | | | | 480 | OLMO GREY | BIANCO BR. | <i>grey elm</i> | <i>br. white</i> |
| | | | | | | | 520 | TEAK SAMOA | ANTRACITE | <i>samoa teak</i> | <i>anthracite</i> |
| | | | | | | | 530 | NOCE BALI | ANTRACITE | <i>bali walnut</i> | <i>anthracite</i> |
| | | | | | | | 570 | FRASSINO BROWN | ANTRACITE | <i>brown ash</i> | <i>anthracite</i> |
| | | | | | | | 580 | OLMO GREY | ANTRACITE | <i>grey elm</i> | <i>anthracite</i> |
| MOBILE ALTO L.90 CON 4 ANTE LEGNO CON SERRATURE E VANO A GIORNO <i>high cabinet w 90 cms with 4 wooden doors with locks and open space</i>  L.90 x p.46,3 x H.196,7 | L.90 | 158 747 (*) | 102 | 0,253 | 7 | € 565,00 | | | | | |
| | | | | | | | | | | | |
| MOBILE ALTO L.90 CON 2 ANTE LEGNO CON SERRATURA E 2 APPENDIABITI ESTRAIBILI <i>high cabinet w 90 cms with 2 wooden doors with lock and 2 pull-out clothes-hanger rails</i>  L.90 x p.46,3 x H.196,7 | L.90 | 158 748 (*) | 81 | 0,212 | 4 | € 567,00 | | | | | |
| | | | | | | | | | | | |



| MOBILI ALTI high cabinets | | TUTTE LE COMPOSIZIONI CON I MOBILI CONTENITORI DEVONO ESSERE COMPLETATE CON TOP + 2 FIANCHI FINALI (VEDI PAG. 18) always complete the compositions with with top + 2 final side panels (please see page 18) | | | | | | | | | | | | | | | | | | | | | | | | | | | | | | | | | | | | | | | | | | | | | | |
|---|--|---|---------------|----------------|-------|-----------------|-----------------|---|--|------------|--------------|------------|------------|---------------|------------|-----------|--------------|------------|---------------|------------|------------|------------|-----------|------------|------------|------------|-----------|-----------|-------------|------------|-----------|----------------|------------|-----------|------------|-----------|-------------|------------|----------|----------------|-----------|-----------|------------|-----|-----------|-----------|----------|------------|
| DESCRIZIONE description | L w | CODICE code | KG | M ³ | COLLI | PREZZO price | PREZZO price | (*) CODICE FINITURA (* finish code) | | | | | | | | | | | | | | | | | | | | | | | | | | | | | | | | | | | | | | | | |
| MOBILE ALTO L.90 CON 2 ANTE LEGNO E 2 ANTE VETRO CON SERRATURE <i>high cabinet w 90 cms with 2 wooden doors and 2 glass doors with locks</i>  L.90 x p.46,3 x H.196,7 | L.90 | 158 749 (*) | 102 | 0,263 | 8 | € 680,00 | € 715,00 | <table border="1"> <thead> <tr> <th colspan="5">ANTE VETRO SATINATA / satined glass doors</th> </tr> <tr> <th>(*)</th> <th>ANTE LEGNO</th> <th>STRUTTURA</th> <th>wooden doors</th> <th>structure</th> </tr> </thead> <tbody> <tr> <td>409</td> <td>BIANCO BR.</td> <td>BIANCO BR.</td> <td>br. white</td> <td>br. white</td> </tr> <tr> <td>489</td> <td>OLMO GREY</td> <td>BIANCO BR.</td> <td>grey elm</td> <td>br. white</td> </tr> <tr> <td>529</td> <td>TEAK SAMOA</td> <td>ANTRACITE</td> <td>samoa teak</td> <td>anthracite</td> </tr> <tr> <td>533</td> <td>NOCE BALI</td> <td>ANTRACITE</td> <td>bali walnut</td> <td>anthracite</td> </tr> <tr> <td>579</td> <td>FRASSINO BROWN</td> <td>ANTRACITE</td> <td>brown ash</td> <td>anthracite</td> </tr> <tr> <td>589</td> <td>OLMO GREY</td> <td>ANTRACITE</td> <td>grey elm</td> <td>anthracite</td> </tr> </tbody> </table> | ANTE VETRO SATINATA / satined glass doors | | | | | (*) | ANTE LEGNO | STRUTTURA | wooden doors | structure | 409 | BIANCO BR. | BIANCO BR. | br. white | br. white | 489 | OLMO GREY | BIANCO BR. | grey elm | br. white | 529 | TEAK SAMOA | ANTRACITE | samoa teak | anthracite | 533 | NOCE BALI | ANTRACITE | bali walnut | anthracite | 579 | FRASSINO BROWN | ANTRACITE | brown ash | anthracite | 589 | OLMO GREY | ANTRACITE | grey elm | anthracite |
| | | | | | | | | ANTE VETRO SATINATA / satined glass doors | | | | | | | | | | | | | | | | | | | | | | | | | | | | | | | | | | | | | | | | |
| | | | | | | | | (*) | ANTE LEGNO | STRUTTURA | wooden doors | structure | | | | | | | | | | | | | | | | | | | | | | | | | | | | | | | | | | | | |
| | | | | | | | | 409 | BIANCO BR. | BIANCO BR. | br. white | br. white | | | | | | | | | | | | | | | | | | | | | | | | | | | | | | | | | | | | |
| | | | | | | | | 489 | OLMO GREY | BIANCO BR. | grey elm | br. white | | | | | | | | | | | | | | | | | | | | | | | | | | | | | | | | | | | | |
| | | | | | | | | 529 | TEAK SAMOA | ANTRACITE | samoa teak | anthracite | | | | | | | | | | | | | | | | | | | | | | | | | | | | | | | | | | | | |
| | | | | | | | | 533 | NOCE BALI | ANTRACITE | bali walnut | anthracite | | | | | | | | | | | | | | | | | | | | | | | | | | | | | | | | | | | | |
| | | | | | | | | 579 | FRASSINO BROWN | ANTRACITE | brown ash | anthracite | | | | | | | | | | | | | | | | | | | | | | | | | | | | | | | | | | | | |
| | | | | | | | | 589 | OLMO GREY | ANTRACITE | grey elm | anthracite | | | | | | | | | | | | | | | | | | | | | | | | | | | | | | | | | | | | |
| | | | | | | | | <table border="1"> <thead> <tr> <th colspan="5">ANTE VETRO CON TELAIO ALLUMINIO COLOR INOX GREY glass doors with aluminium frame in color grey inox</th> </tr> <tr> <th>(*)</th> <th>ANTE LEGNO</th> <th>STRUTTURA</th> <th>wooden doors</th> <th>structure</th> </tr> </thead> <tbody> <tr> <td>402</td> <td>BIANCO BR.</td> <td>BIANCO BR.</td> <td>br. white</td> <td>br. white</td> </tr> <tr> <td>482</td> <td>OLMO GREY</td> <td>BIANCO BR.</td> <td>grey elm</td> <td>br. white</td> </tr> <tr> <td>522</td> <td>TEAK SAMOA</td> <td>ANTRACITE</td> <td>samoa teak</td> <td>anthracite</td> </tr> <tr> <td>532</td> <td>NOCE BALI</td> <td>ANTRACITE</td> <td>bali walnut</td> <td>anthracite</td> </tr> <tr> <td>752</td> <td>FRASSINO BROWN</td> <td>ANTRACITE</td> <td>brown ash</td> <td>anthracite</td> </tr> <tr> <td>582</td> <td>OLMO GREY</td> <td>ANTRACITE</td> <td>grey elm</td> <td>anthracite</td> </tr> </tbody> </table> | ANTE VETRO CON TELAIO ALLUMINIO COLOR INOX GREY glass doors with aluminium frame in color grey inox | | | | | (*) | ANTE LEGNO | STRUTTURA | wooden doors | structure | 402 | BIANCO BR. | BIANCO BR. | br. white | br. white | 482 | OLMO GREY | BIANCO BR. | grey elm | br. white | 522 | TEAK SAMOA | ANTRACITE | samoa teak | anthracite | 532 | NOCE BALI | ANTRACITE | bali walnut | anthracite | 752 | FRASSINO BROWN | ANTRACITE | brown ash | anthracite | 582 | OLMO GREY | ANTRACITE | grey elm | anthracite |
| ANTE VETRO CON TELAIO ALLUMINIO COLOR INOX GREY glass doors with aluminium frame in color grey inox | | | | | | | | | | | | | | | | | | | | | | | | | | | | | | | | | | | | | | | | | | | | | | | | |
| (*) | ANTE LEGNO | STRUTTURA | wooden doors | structure | | | | | | | | | | | | | | | | | | | | | | | | | | | | | | | | | | | | | | | | | | | | |
| 402 | BIANCO BR. | BIANCO BR. | br. white | br. white | | | | | | | | | | | | | | | | | | | | | | | | | | | | | | | | | | | | | | | | | | | | |
| 482 | OLMO GREY | BIANCO BR. | grey elm | br. white | | | | | | | | | | | | | | | | | | | | | | | | | | | | | | | | | | | | | | | | | | | | |
| 522 | TEAK SAMOA | ANTRACITE | samoa teak | anthracite | | | | | | | | | | | | | | | | | | | | | | | | | | | | | | | | | | | | | | | | | | | | |
| 532 | NOCE BALI | ANTRACITE | bali walnut | anthracite | | | | | | | | | | | | | | | | | | | | | | | | | | | | | | | | | | | | | | | | | | | | |
| 752 | FRASSINO BROWN | ANTRACITE | brown ash | anthracite | | | | | | | | | | | | | | | | | | | | | | | | | | | | | | | | | | | | | | | | | | | | |
| 582 | OLMO GREY | ANTRACITE | grey elm | anthracite | | | | | | | | | | | | | | | | | | | | | | | | | | | | | | | | | | | | | | | | | | | | |
| <table border="1"> <thead> <tr> <th colspan="5">ANTE VETRO TORTORA / grey beige glass doors</th> </tr> <tr> <th>(*)</th> <th>ANTE LEGNO</th> <th>STRUTTURA</th> <th>wooden doors</th> <th>structure</th> </tr> </thead> <tbody> <tr> <td>402</td> <td>BIANCO BR.</td> <td>BIANCO BR.</td> <td>br. white</td> <td>br. white</td> </tr> <tr> <td>482</td> <td>OLMO GREY</td> <td>BIANCO BR.</td> <td>grey elm</td> <td>br. white</td> </tr> <tr> <td>522</td> <td>TEAK SAMOA</td> <td>ANTRACITE</td> <td>samoa teak</td> <td>anthracite</td> </tr> <tr> <td>532</td> <td>NOCE BALI</td> <td>ANTRACITE</td> <td>bali walnut</td> <td>anthracite</td> </tr> <tr> <td>752</td> <td>FRASSINO BROWN</td> <td>ANTRACITE</td> <td>brown ash</td> <td>anthracite</td> </tr> <tr> <td>582</td> <td>OLMO GREY</td> <td>ANTRACITE</td> <td>grey elm</td> <td>anthracite</td> </tr> </tbody> </table> | ANTE VETRO TORTORA / grey beige glass doors | | | | | (*) | ANTE LEGNO | STRUTTURA | wooden doors | structure | 402 | BIANCO BR. | BIANCO BR. | br. white | br. white | 482 | OLMO GREY | BIANCO BR. | grey elm | br. white | 522 | TEAK SAMOA | ANTRACITE | samoa teak | anthracite | 532 | NOCE BALI | ANTRACITE | bali walnut | anthracite | 752 | FRASSINO BROWN | ANTRACITE | brown ash | anthracite | 582 | OLMO GREY | ANTRACITE | grey elm | anthracite | | | | | | | | |
| ANTE VETRO TORTORA / grey beige glass doors | | | | | | | | | | | | | | | | | | | | | | | | | | | | | | | | | | | | | | | | | | | | | | | | |
| (*) | ANTE LEGNO | STRUTTURA | wooden doors | structure | | | | | | | | | | | | | | | | | | | | | | | | | | | | | | | | | | | | | | | | | | | | |
| 402 | BIANCO BR. | BIANCO BR. | br. white | br. white | | | | | | | | | | | | | | | | | | | | | | | | | | | | | | | | | | | | | | | | | | | | |
| 482 | OLMO GREY | BIANCO BR. | grey elm | br. white | | | | | | | | | | | | | | | | | | | | | | | | | | | | | | | | | | | | | | | | | | | | |
| 522 | TEAK SAMOA | ANTRACITE | samoa teak | anthracite | | | | | | | | | | | | | | | | | | | | | | | | | | | | | | | | | | | | | | | | | | | | |
| 532 | NOCE BALI | ANTRACITE | bali walnut | anthracite | | | | | | | | | | | | | | | | | | | | | | | | | | | | | | | | | | | | | | | | | | | | |
| 752 | FRASSINO BROWN | ANTRACITE | brown ash | anthracite | | | | | | | | | | | | | | | | | | | | | | | | | | | | | | | | | | | | | | | | | | | | |
| 582 | OLMO GREY | ANTRACITE | grey elm | anthracite | | | | | | | | | | | | | | | | | | | | | | | | | | | | | | | | | | | | | | | | | | | | |
| <table border="1"> <thead> <tr> <th colspan="5">ANTE VETRO TORTORA / grey beige glass doors</th> </tr> <tr> <th>(*)</th> <th>ANTE VETRO</th> <th>STRUTTURA</th> <th>glass doors</th> <th>structure</th> </tr> </thead> <tbody> <tr> <td>499</td> <td>SATINATO</td> <td>BIANCO BR.</td> <td>satined glass</td> <td>br. white</td> </tr> <tr> <td>599</td> <td>SATINATO</td> <td>ANTRACITE</td> <td>satined glass</td> <td>anthracite</td> </tr> </tbody> </table> | ANTE VETRO TORTORA / grey beige glass doors | | | | | (*) | ANTE VETRO | STRUTTURA | glass doors | structure | 499 | SATINATO | BIANCO BR. | satined glass | br. white | 599 | SATINATO | ANTRACITE | satined glass | anthracite | | | | | | | | | | | | | | | | | | | | | | | | | | | | |
| ANTE VETRO TORTORA / grey beige glass doors | | | | | | | | | | | | | | | | | | | | | | | | | | | | | | | | | | | | | | | | | | | | | | | | |
| (*) | ANTE VETRO | STRUTTURA | glass doors | structure | | | | | | | | | | | | | | | | | | | | | | | | | | | | | | | | | | | | | | | | | | | | |
| 499 | SATINATO | BIANCO BR. | satined glass | br. white | | | | | | | | | | | | | | | | | | | | | | | | | | | | | | | | | | | | | | | | | | | | |
| 599 | SATINATO | ANTRACITE | satined glass | anthracite | | | | | | | | | | | | | | | | | | | | | | | | | | | | | | | | | | | | | | | | | | | | |
| <table border="1"> <thead> <tr> <th colspan="5">ANTE VETRO CON TELAIO ALLUMINIO COLOR INOX GREY glass doors with aluminium frame in color grey inox</th> </tr> <tr> <th>(*)</th> <th>ANTE VETRO</th> <th>STRUTTURA</th> <th>glass doors</th> <th>structure</th> </tr> </thead> <tbody> <tr> <td>472</td> <td>TORTORA</td> <td>BIANCO BR.</td> <td>grey beige</td> <td>br. white</td> </tr> <tr> <td>572</td> <td>TORTORA</td> <td>ANTRACITE</td> <td>grey beige</td> <td>anthracite</td> </tr> </tbody> </table> | ANTE VETRO CON TELAIO ALLUMINIO COLOR INOX GREY glass doors with aluminium frame in color grey inox | | | | | (*) | ANTE VETRO | STRUTTURA | glass doors | structure | 472 | TORTORA | BIANCO BR. | grey beige | br. white | 572 | TORTORA | ANTRACITE | grey beige | anthracite | | | | | | | | | | | | | | | | | | | | | | | | | | | | |
| ANTE VETRO CON TELAIO ALLUMINIO COLOR INOX GREY glass doors with aluminium frame in color grey inox | | | | | | | | | | | | | | | | | | | | | | | | | | | | | | | | | | | | | | | | | | | | | | | | |
| (*) | ANTE VETRO | STRUTTURA | glass doors | structure | | | | | | | | | | | | | | | | | | | | | | | | | | | | | | | | | | | | | | | | | | | | |
| 472 | TORTORA | BIANCO BR. | grey beige | br. white | | | | | | | | | | | | | | | | | | | | | | | | | | | | | | | | | | | | | | | | | | | | |
| 572 | TORTORA | ANTRACITE | grey beige | anthracite | | | | | | | | | | | | | | | | | | | | | | | | | | | | | | | | | | | | | | | | | | | | |
| <table border="1"> <thead> <tr> <th colspan="5">ANTE VETRO CON TELAIO ALLUMINIO COLOR INOX GREY glass doors with aluminium frame in color grey inox</th> </tr> <tr> <th>(*)</th> <th>ANTE VETRO</th> <th>STRUTTURA</th> <th>glass doors</th> <th>structure</th> </tr> </thead> <tbody> <tr> <td>472</td> <td>TORTORA</td> <td>BIANCO BR.</td> <td>grey beige</td> <td>br. white</td> </tr> <tr> <td>572</td> <td>TORTORA</td> <td>ANTRACITE</td> <td>grey beige</td> <td>anthracite</td> </tr> </tbody> </table> | ANTE VETRO CON TELAIO ALLUMINIO COLOR INOX GREY glass doors with aluminium frame in color grey inox | | | | | (*) | ANTE VETRO | STRUTTURA | glass doors | structure | 472 | TORTORA | BIANCO BR. | grey beige | br. white | 572 | TORTORA | ANTRACITE | grey beige | anthracite | | | | | | | | | | | | | | | | | | | | | | | | | | | | |
| ANTE VETRO CON TELAIO ALLUMINIO COLOR INOX GREY glass doors with aluminium frame in color grey inox | | | | | | | | | | | | | | | | | | | | | | | | | | | | | | | | | | | | | | | | | | | | | | | | |
| (*) | ANTE VETRO | STRUTTURA | glass doors | structure | | | | | | | | | | | | | | | | | | | | | | | | | | | | | | | | | | | | | | | | | | | | |
| 472 | TORTORA | BIANCO BR. | grey beige | br. white | | | | | | | | | | | | | | | | | | | | | | | | | | | | | | | | | | | | | | | | | | | | |
| 572 | TORTORA | ANTRACITE | grey beige | anthracite | | | | | | | | | | | | | | | | | | | | | | | | | | | | | | | | | | | | | | | | | | | | |
| | | | | | | | | | | | | | | | | | | | | | | | | | | | | | | | | | | | | | | | | | | | | | | | | |
| | | | | | | | | | | | | | | | | | | | | | | | | | | | | | | | | | | | | | | | | | | | | | | | | |
| | | | | | | | | | | | | | | | | | | | | | | | | | | | | | | | | | | | | | | | | | | | | | | | | |

RIPIANI REGISTRABILI PER MOBILI*adjustable shelves for cabinets*

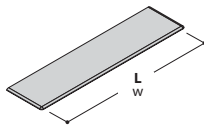
| DESCRIZIONE <i>description</i> | L <i>w</i> | CODICE <i>code</i> | KG | M ³ | COLLI | PREZZO <i>price</i> | (*) CODICE FINITURA <i>(*) finish code</i> |
|--|---------------|-----------------------|----|----------------|-------|------------------------|--|
| 1 RIPIANO REGISTRABILE SUPPLEMENTARE PER MOBILI <i>1 adjustable additional shelf for cabinets</i> | | | | | | | |
| | L41,2 | 158 751 (*) | 3 | 0,009 | 1 | € 14,00 | (*) |
| | L86,2 | 158 752 (*) | 6 | 0,018 | 1 | € 22,00 | 440 BIANCO BR. <i>br. white</i> 550 ANTRACITE <i>anthracite</i> |



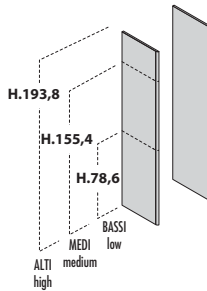
L. x p. 40,6 x H.2,5

TOPS + COPPIA DI FIANCHI FINALI*tops + set of 2 final side panels*

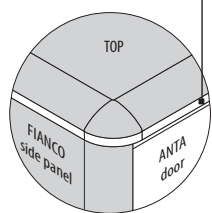
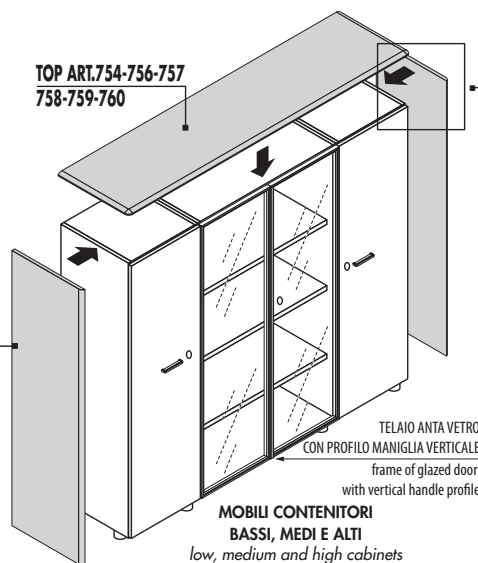
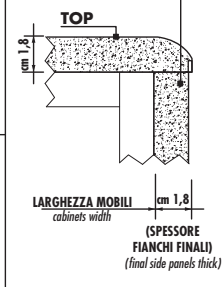
| TOPS PER MOBILI <i>tops for cabinets</i> | L | CODICE <i>code</i> | KG | M ³ | COLLI | PREZZO <i>price</i> | (*) |
|--|---------|-----------------------|----|----------------|-------|------------------------|-------------------------------------|
| L. x p.46,5 x H.1,8 | L48,7 | 158 754 (*) | 5 | 0,012 | 1 | € 52,00 | |
| | L93,7 | 158 756 (*) | 8 | 0,023 | 1 | € 94,00 | |
| | L138,6 | 158 757 (*) | 11 | 0,032 | 1 | € 136,00 | |
| | L183,6 | 158 758 (*) | 14 | 0,041 | 1 | € 164,00 | |
| | L228,5 | 158 759 (*) | 17 | 0,046 | 1 | € 213,00 | |
| | L273,5 | 158 760 (*) | 19 | 0,060 | 1 | € 251,00 | |
| COMPLETARE SEMPRE CON FIANCHI FINALI <i>always complete with final side panels</i> ART.761-762-763 | | | | | | | (*) |
| | | | | | | | 130 NOCE BALI <i>bali walnut</i> |
| | | | | | | | 200 TEAK SAMOA <i>samoa teak</i> |
| | | | | | | | 440 BIANCO BR. <i>br. white</i> |
| | | | | | | | 600 LAVA <i>lava</i> |
| | | | | | | | 700 FRASSINO BROWN <i>brown ash</i> |
| | | | | | | | 800 OLMO GREY <i>grey elm</i> |
| COPPIA FIANCHI FINALI PER MOBILI BASSI, MEDI E ALTI <i>set of 2 final side panels for low, medium and high cabinets</i> | H.78,6 | 158 761 (*) | 9 | 0,027 | 1 | € 144,00 | |
| | H.155,4 | 158 762 (*) | 19 | 0,051 | 1 | € 205,00 | |
| | H.193,8 | 158 763 (*) | 23 | 0,060 | 1 | € 333,00 | |
| COMPLETARE SEMPRE CON TOP <i>always complete with top</i> ART. 754-756-757-758-759-760 | | | | | | | |

TOPS PER MOBILI
tops for cabinets

L. x p.46,5 x H.1,8

COPPIA FIANCHI FINALI PER MOBILI BASSI, MEDI E ALTI
set of 2 final side panels for low, medium and high cabinets

sp.1,8 x p.46,3 x H.

MODANATURA PERIMETRALE
COLORE INOX GREY
inox grey molding perimeter**CON TOP + FIANCHI FINALI**
*with top+ final side panels*TOP ART.754-756-757
758-759-760**FIANCHI FINALI**
final side panels

H.198,5

H.160,1

H.83,3

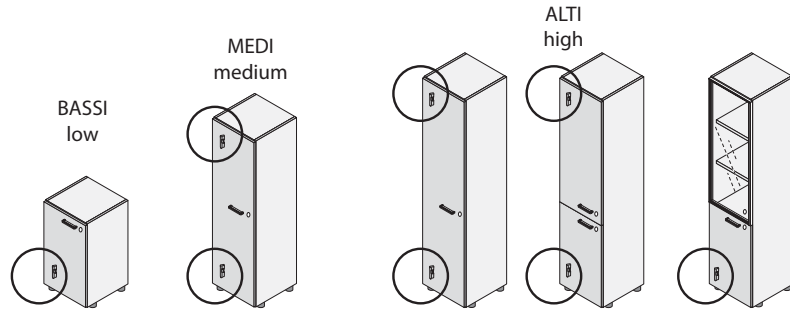
MAX ALTEZZA COMPRESO IL TOP
*max height with top*MOBILI BASSI
*low cabinets*MOBILI MEDI
*medium cabinets*MOBILI ALTI
high cabinets

KIT AMMORTIZZATORI (PER ANTE LEGNO)

dampers set (for wooden doors)

| DESCRIZIONE <i>description</i> | L <i>w</i> | CODICE <i>code</i> | KG | M ³ | COLLI | PREZZO <i>price</i> | (*) CODICE FINITURA <i>(*) finish code</i> |
|---|---------------|-----------------------|--------|--------------------|-----------|------------------------|---|
| KIT AMMORTIZZATORI PER ANTE LEGNO <i>dampers kit for soft-close wooden doors</i> | 1 Pz. | 114 354 (*) | 1 | 0,001 | 1 | € 8,00 | (*) 000 ARGENTO silver |
| | 2 Pz. | 114 355 (*) | 1 | 0,001 | 1 | € 12,00 | |
| | 3 Pz. | 114 356 (*) | 1 | 0,001 | 1 | € 16,00 | |

Applicazione ammortizzatore: / Damper application:



IULIO

IULIO

DESCRIZIONE TECNICA

SCRIVANIE E TAVOLI RIUNIONE CON TELAIO METALLICO

Costituiti da piani (legno o vetro) con struttura metallica.

I piani legno sono realizzati con pannello di fibre di legno tipo MDF sp. mm 25 con bordi perimetrali sagomati. Rivestiti nella parte a vista con 3d-foil e controplaccati in melaminico nella parte inferiore.

Sono disponibili nei colori: OLMO GREY 12, FRASSINO BROWN 52, NOCE BALI 30, TEAK SAMOA 67, BIANCO BR. 69.

Modanatura perimetrale decorativa a T da mm 6 colore INOX GREY incassato in apposita fresata.

I piani dei tavoli riunione sono dotati di top access integrato con apertura "flip-top" in tinta con la superficie stessa e vaschetta passacavi sottopiano in lamiera metallica sp. 1 verniciata a polveri epossidiche.

I piani in vetro temperato retro-laccato, spessore mm 12, con bordi perimetrali lavorati a filo lucido, sono utilizzabili solo in abbinamento alla struttura metallica ed ancorati alla stessa mediante supporti torniti in acciaio inox. I piani in vetro sono disponibili nei colori: TORTORA 72.

La struttura metallica è formata da telaio realizzato in tubolare metallico a sezione rettangolare 50 x 25 sp. mm 1,5 trattato con vernici a polveri epossidiche colore INOX GREY.

Le gambe sono in estruso di alluminio colore INOX GREY con vano verticale passacavi ispezionabile tramite carter rimovibile, sono dotate di anima strutturale in acciaio spessore mm 3 opportunamente sagomata e forata per l'ancoraggio ai telai e per i piedini livellatori. Le decorazioni sono costituite da profilature verticali in mdf sagomato, rivestito con 3d-foil, nei colori: LAVA 14, OLMO GREY 12, FRASSINO BROWN 52, NOCE BALI 30, BIANCO BR.69. Testate di finitura in abs stampato INOX GREY.

Le scrivanie con struttura metallica possono essere corredate da modesty panel (optional) realizzate con pannelli di fibre di legno tipo MDF sp. mm 18 rivestite in 3d-foil nei colori: LAVA 14, OLMO GREY 12, FRASSINO BROWN 52, NOCE BALI 30, TEAK SAMOA 67, BIANCO BR. 69.

TAVOLO RIUNIONE CIRCOLARE CON BASAMENTO A COLONNA

Costituito da: piano e basamento metallico.

Il piano legno è realizzato con pannello di fibre di legno tipo MDF sp. mm 25 con bordi perimetrali sagomati. Rivestiti nella parte a vista con 3d-foil e controplaccati in melaminico nella parte inferiore.

Disponibile nei colori: OLMO GREY 12, FRASSINO BROWN 52, NOCE BALI 30, TEAK SAMOA 67, BIANCO BR. 69.

Modanatura perimetrale decorativa a T da mm 6 colore INOX GREY incassato in apposita fresata.

Basamento metallico verniciato a polveri epossidiche INOX GREY, composto da: base circolare Ø590mm, tubo verticale e crociera superiore.

Il tubo verticale ha una sezione rastremata con base Ø128mm e sommità Ø89mm.

La crociera è realizzata con lamiera metallica sp. mm 4 dotata di asole per il fissaggio sottopiano.

MOBILE DI SERVIZIO SU PIEDINI (SOTTOPIANO O FREESTANDING)

La struttura interna è realizzata con pannelli di particelle di legno sp. mm 18 nobilitati in melaminico colore ANTRACITE 55 o BIANCO BR. 69 rifiniti perimetralmente con bordo melaminico sp. mm 0,4 in tinta con la superficie.

Schiena e ante scorrevoli sono realizzate con pannelli di fibre di legno tipo MDF sp. mm 18 con il lato interno nobilitato e le parti a vista rivestite in 3d-foil nei colori: OLMO GREY 12, FRASSINO BROWN 52, NOCE BALI 30, TEAK SAMOA 67, BIANCO BR. 69.

Le antine scorrevoli sono dotate di chiusura ammortizzata.

I tops ed i fianchi finali sono realizzati con pannelli di fibre di legno tipo MDF sp. mm 18 con il lato interno nobilitato e le parti a vista rivestite in 3d-foil nei colori: LAVA 14, OLMO GREY 12, FRASSINO BROWN 52, NOCE BALI 30, TEAK SAMOA 67, BIANCO BR. 69.

I fianchi hanno sagoma arrotondata lungo i lati verticali anteriori e posteriori.

Il top è sagomato lungo tutto in perimetro con modanatura perimetrale decorativa a T da mm 6 colore INOX GREY incassato in apposita fresata. La struttura poggia su 5 piedini regolabili in altezza realizzati in nylon.

Le maniglie sono realizzate in metallo presso-fuso colore INOX GREY.

CASSETTIERE E MOBILI DI SERVIZIO

La struttura interna è realizzata con pannelli di particelle di legno sp. mm 18 nobilitati in melaminico colore ANTRACITE 55 o BIANCO BR. 69, rifiniti perimetralmente con bordo melaminico sp. mm 0,4 in tinta con la superficie.

Schiena e frontali realizzati con pannelli di fibre di legno tipo MDF sp. mm 18 con il lato interno nobilitato e le parti a vista sono rivestite in 3d-foil nei colori: OLMO GREY 12, FRASSINO BROWN 52, NOCE BALI 30, TEAK SAMOA 67, BIANCO BR. 69.

I tops ed i fianchi finali sono realizzati con pannelli di fibre di legno tipo MDF sp. mm 18 con il lato interno nobilitato e le parti a vista sono rivestite in 3d-foil nei colori: LAVA 14, OLMO GREY 12, FRASSINO BROWN 52, NOCE BALI 30, TEAK SAMOA 67, BIANCO BR. 69.

I fianchi hanno sagoma arrotondata lungo i lati verticali anteriori e posteriori.

Il top è sagomato lungo tutto in perimetro con Modanatura perimetrale decorativa a T da mm 6 colore INOX GREY incassato in apposita fresata

La struttura interna dei cassetti è costituita da spondine e fondo in fibra rivestiti in PVC nero che scorrono su guide metalliche con cuscinetti in nylon dotati di fine corsa in apertura e self-closing in chiusura.

Cassettiere e mobili di servizio sono dotati di serratura con chiusura centralizzata.

La struttura poggia su ruote piroettanti realizzate in nylon.

Le maniglie sono realizzate in metallo presso-fuso colore INOX GREY.

MOBILI MONOLITICI

Costituiti dai seguenti elementi:

>> bussolotti con ante,

>> elemento libreria reversibile,

>> set con base livellabile, top superiore e fianchi di finitura,

>> pannelli posteriori di finitura (optional).

Le strutture dei bussolotti sono realizzate con pannelli di particelle legno sp. mm 18 nobilitati in melaminico, disponibili nei colori: ANTRACITE 55 e BIANCO BR. 69, rifiniti perimetralmente con bordo melaminico mm 0,4 in tinta con la superficie.

Ripiani realizzati con pannelli di particelle legno sp. mm 25 nobilitato in melaminico, disponibile nei colori: ANTRACITE 55 e BIANCO BR. 69, rifiniti perimetralmente con bordo ABS mm 2 in tinta con la superficie. Sono dotati di ferramenta a scomparsa, posizionabili in altezza con

passo di 32mm.

Le ante sono realizzate con pannelli di fibre di legno MDF sp. mm 18 con il lato interno nobilitato e le parti a vista sono rivestite in 3d-foil nei colori: OLMO GREY 12, FRASSINO BROWN 52, NOCE BALI 30, TEAK SAMOA 67, BIANCO BR. 69.

Le ante non presentano maniglia in quanto sono dotate di sistema premi-apri. Tutte le cerniere sono del tipo con ala e scatola metallica con 3 campi di regolazione.

Elemento-libreria reversibile realizzato con sistema folding in MDF di spessore mm.18 rivestito in 3d-foil nei colori: LAVA 14, OLMO GREY 12, FRASSINO BROWN 52, NOCE BALI 30, TEAK SAMOA 67, BIANCO BR. 69.

Disponibile nelle dimensioni : L.45/90 x p.46,3 x H.45. Accessoriabile con ripiano in vetro temperato trasparente sp. mm 8.

Base, top e fianchi finali realizzati con pannelli di fibre di legno sp. mm 18 con parti a vista rivestite in 3d-foil nei colori: LAVA 14, OLMO GREY 12, FRASSINO BROWN 52, NOCE BALI 30, TEAK SAMOA 67, BIANCO BR. 69.

La base e' dotata di piedini regolabili in altezza, in nylon nero, con campo di regolazione di mm 15.

Il top di finitura è sagomato su 3 lati con Modanatura perimetrale decorativa a T da mm 6 colore INOX GREY incassato in apposita fresata .

I fianchi di finitura hanno sagoma arrotondata lungo il lato verticale anteriore.

Pannelli posteriori di finitura (optional) realizzati con pannelli di fibre di legno tipo MDF sp. mm 12 rivestiti in 3d-foil nei colori: OLMO GREY 12, FRASSINO BROWN 52, NOCE BALI 30, TEAK SAMOA 67, BIANCO BR. 69.

MOBILI CONTENITORI BASSI, MEDI E ALTI

Struttura costituita da: base, cappello, fianchi e schiena (da sp. mm 18 inserita in fresata).

E' realizzata con pannelli di particelle legno sp. mm 18 nobilitati in melaminico, disponibili nei colori : ANTRACITE 55 e BIANCO BR. 69, rifiniti perimetralmente con bordo melaminico mm 0,4.

Sulla base sono inseriti piedini regolabili in altezza, in nylon nero (4 su mobili L.45, 5 su mobili L.90), con campo di regolazione di mm 15.

Ripiani realizzati con pannelli di particelle legno sp. mm 25 nobilitato in melaminico , disponibile nei colori : ANTRACITE 55 e BIANCO BR. 69, rifiniti perimetralmente con bordo bordo melaminico mm 0,4 in tinta con la superficie. Sono dotati di ferramenta a scomparsa, posizionabili in altezza con passo di 32mm.

I frontali e le ante sono realizzati con pannelli di fibre di legno tipo MDF sp. mm 18 con il lato interno nobilitato e le parti a vista rivestite in 3d-foil nei colori: OLMO GREY 12, FRASSINO BROWN 52, NOCE BALI 30, TEAK SAMOA 67, BIANCO BR. 69.

Le cerniere sono del tipo ad ala metallica con apertura a 110°, complete di basi, con regolazione 3D.

Le cerniere delle ante legno possono essere accessoriate con kit ammortizzatori, optional.

Le ante vetro sono con telaio in alluminio INOX GREY e profilo maniglia verticale integrato , vetro satinato oppure retro-laccato colore TORTORA 72 sp. mm 4, con serratura.

Tutte le ante con serratura hanno il cilindro estraibile e sono fornite con doppia chiave pieghevole anti-infortunistica.

Le maniglie sono realizzate in metallo presso-fuso INOX GREY.

Le composizioni dei mobili sono da completare sempre con top+fianchi finali (forniti a parte) .

TOP DI FINITURA E FIANCHI FINALI

Tops e fianchi finali realizzati con pannelli di fibre di legno tipo MDF sp. mm 18 con il lato interno nobilitato e le parti a vista rivestite in 3d-foil nei colori: LAVA 14, OLMO GREY 12, FRASSINO BROWN 52, NOCE BALI 30, TEAK SAMOA 67, BIANCO BR. 69.

Il top è sagomato sul perimetro con Modanatura a T da mm 6 colore INOX GREY incassato in apposita fresata.

I fianchi finali hanno sagoma arrotondata lungo il lato verticale anteriore.

IMBALLO

Tutti i componenti sono forniti smontati ed imballati con involucro pieghevole in cartone triplo, listelli di protezione perimetrale e per i riempimenti ove occorre. Gli angoli sono protetti , ove occorre, con parasigoli anti-urto. La chiusura dell'imballo avviene mediante nastro adesivo e reggetta in nylon termosaldato.

Le cassettiere sono fornite montate, protette sui lati con angolari in polistirolo ed imballate con foglia di polietilene termoretraibile.

| CARATTERISTICHE FISICO-MECCANICHE DEI PANNELLI DI PARTICELLE DI LEGNO DI SPESSORE mm 18 NOBILITATI IN MELAMINICO: | | |
|---|---|---------------------------|
| DESCRIZIONE | VALORE MINIMO | NORMA DI RIFERIMENTO |
| Massa volumica | 650 Kg / m ³ ± 10% | UNI EN 323 :1994 |
| Umidità relativa | 5 - 13% | UNI EN 322 :1994 |
| Tolleranza spessore | ± 0,3 mm | UNI EN 324-1/1994 |
| Rigonfiamento a 24 ore | 15% | UNI EN 317 :1994 |
| Distacco strati esterni | 0,8 Mpa | UNI EN 311 :2003 |
| Flessione statica | 16 Mpa | UNI EN 310 :1994 |
| Modulo di elasticità | 1600 Mpa | UNI EN 310 :1994 |
| Estrazione viti sui bordi | > 400 N | UNI EN 320 :1994 |
| Contenuto di formaldeide | ≤ a 3,5 mg H ₂ CO (m ² x h) | UNI EN ISO 12460 - 3:2015 |

Emesso da Ufficio Tecnico LAS MOBILI
Data ultima revisione:
GENNAIO 2020

TECHNICAL DESCRIPTION

DESKS AND MEETING TABLES WITH METAL FRAME

Composed of tops (wood or glass) with metal structure.

The wooden tops are made of MDF panels 25 mm thick with shaped edges. The visible part is coated with 3d-foil while the bottom is covered with melamine.

Available in the following colours: ELM GREY 12, BROWN ASH 52, BALI WALNUT 30, SAMOA TEAK 67, BR. WHITE 69.

Perimetral decorative molding T of 6 mm in GREY INOX built-in in a special milling. Meeting table tops are equipped with an integral top-access with flip-flop opening in the same colour as the surface. The cable channel under the top is made of metal sheet 1 mm thick, painted with epoxy powders.

The glass tops are 12 mm thick, tempered and rear-lacquered with a shiny rimmed perimeter edge. They can only be used in combination with metal structure, to which they are anchored by Inox steel supports. The glass tops are available in GREY BEIGE 72.

The metal structure is made of frame composed of metal tubular with rectangular section 50x25, 1.5 mm thick, treated with stainless steel coloured with epoxy powder paints.

The legs are made of extruded aluminium GREY INOX coloured. They are equipped with a compartment with vertical cable guides that can be inspected by a removable cover, they have a structural steel core 3 mm thick shaped and perforated for fixing the frames and the levelling feet.

The decorations consist of vertical profiles MDF shaped, covered with 3d-foil, in the following colours: LAVA 14, ELM GREY 12, BROWN ASH 52, BALI WALNUT 30, BR. WHITE 69. Finishing taps in printed abs GREY INOX.

The desks with metal structure can be fitted with modesty panel (optional) made of fibreboard panels type MDF 18 mm thick coated in 3d-foil, colours: LAVA 14, ELM GREY 12, BROWN ASH 52, BALI WALNUT 30, SAMOA TEAK 67, BR. WHITE 69.

CIRCULAR MEETING TABLE WITH COLUMN BASE

Consisting of: top and base metal.

The wooden top is made of MDF 25 mm thick with shaped edges. The visible part is coated with 3d-foil while the bottom is covered with melamine.

Available colours: ELM GREY 12, BROWN ASH 52, BALI WALNUT 30, SAMOA TEAK 67, BR. WHITE 69.

Perimetral decorative molding T of 6 mm in GREY INOX built-in in a special milling.

Metal base powder coated GREY INOX, consisting of: circular base Ø590mm, vertical tube and upper cross.

The vertical tube has a tapered section with Ø128mm base and top Ø 89mm.

The cross is made of metal sheet 4 mm thick with slots for under-top fixing.

SERVICE UNIT WITH FEET (UNDERBENCH OR FREESTANDING)

The internal structure is made using 18 mm thick chipboard panels, melamine faced in ANTHRACITE 55 or BR. WHITE 69. The perimeters are finished with a 0.4 mm thick melamine edge in the same colour as the surface.

Back panel and sliding doors are made in 18 mm thick MDF fibreboard panels, with melamine faced inner side and visible parts coated in 3d-foil in the following colours: GREY ELM 12, BROWN ASH 52, BALI WALNUT 30, SAMOA TEAK 67, BR. WHITE 69.

The sliding doors are fitted with a soft-close mechanism.

Tops and final sides are made in 18 mm thick MDF fibreboard panels, with melamine faced inner side and visible parts coated in 3d-foil in the following colours: LAVA 14, GREY ELM 12, BROWN ASH 52, BALI WALNUT 30, SAMOA TEAK 67, BR. WHITE 69.

The side panels have rounded edges along the front and rear vertical sides.

The top is shaped along the entire perimeter with a 6 mm perimetral decorative molding T in GREY INOX, built-in in a special milling. The structure is supported by 5 height-adjustable nylon feet.

Handles are made in die-cast metal in GREY INOX.

PEDESTAL AND SERVICE UNITS ON WHEELS

The internal structure is made using 18 mm thick chipboard panels, melamine faced in ANTHRACITE 55 or BR. WHITE 69. The perimeters are finished with a 0.4 mm thick melamine edge in the same colour as the surface.

Back and front panels are made in 18 mm thick MDF fibreboard panels, with melamine faced inner side and visible parts coated in 3d-foil in the following colours: GREY ELM 12, BROWN ASH 52, BALI WALNUT 30, SAMOA TEAK 67, BR. WHITE 69.

Tops and final sides made in 18 mm thick MDF fibreboard panels, with melamine faced inner side and visible parts coated in 3d-foil in the following colours: LAVA 14, GREY ELM 12, BROWN ASH 52, BALI WALNUT 30, SAMOA TEAK 67, BR. WHITE 69.

The side panels have rounded edges along the front and rear vertical sides.

The top is shaped along the entire perimeter with a 6 mm perimetral decorative molding T in GREY INOX, built-in in a special milling.

The inner structure of the drawers consists in fibre sides and bottom coated in black PVC, running along metal guides with nylon bearings, fitted with a drawer stop for opening and self-closing mechanism.

Pedestal and service units are fitted with locks with centralised closure.

The structure rests on swivel wheels made in nylon.

Handles are made in die-cast metal in GREY INOX.

MONOLITHIC FURNITURE

Composed of the following elements:

>> cubes with doors,

>> reversible bookshelf element,

>> set with levelling base, upper top and side finish

>> rear panel finishes (optional).

The structures of the cubes are made using 18 mm thick chipboard panels, melamine faced and available in the colours: ANTHRACITE 55 and BR. WHITE 69. The perimeters are finished with a 0.4 mm thick melamine edge in the same colour as the surface.

Shelves are made using 25 mm thick chipboard panels, melamine faced and available in the colours: ANTHRACITE 55 and BR. WHITE 69, perimeters finished with ABS edge, 2 mm thick in the same colour as the surface. Fitted with disappearing hardware, positionable at height at intervals of 32mm.

Doors made in 18 mm thick MDF fibreboard panels, with melamine faced inner side and visible parts coated in 3d-foil in the following colours:

GREY ELM 12, BROWN ASH 52, BALI WALNUT 30, SAMOA TEAK 67, BR. WHITE 69.

The doors do not have a handle insofar as they are fitted with a push release mechanism. All hinges are the type with wing and plate, with 3 regulation ranges.

Reversible bookshelf element, made with folding system in 18 mm thick MDF, coated in 3d-foil in the following colours: LAVA 14, GREY ELM 12, BROWN ASH 52, BALI WALNUT 30, SAMOA TEAK 67, BR. WHITE 69.

Available in the following sizes: Wd.45/90 x Dpt.46,3 x Ht.45. Can be accessorised with clear tempered glass shelf, thickness 8 mm.

Base, top and final sides made in 18 mm thick fibreboard panels, with visible parts coated in 3d-foil in the following colours: LAVA 14, GREY ELM 12, BROWN ASH 52, BALI WALNUT 30, SAMOA TEAK 67, BR. WHITE 69.

The base is fitted with black nylon height-adjustable feet with regulation range of 15 mm.

The top finish is shaped along 3 sides with a 6 mm. perimetral decorative molding T in GREY INOX, built-in in a special milling.

The side finishes have a rounded edge along the front vertical side.

Rear panel finishes (optional) made in 12 mm thick MDF fibreboard panels, coated in 3d-foil in the following colours: GREY ELM 12, BROWN ASH 52, BALI WALNUT 30, SAMOA TEAK 67, BR. WHITE 69.

LOW, MEDIUM AND HIGH STORAGE CABINETS

Structure consisting in: base, top, sides and back panel (thickness 18 mm inserted by milling).

It is made using 18 mm thick chipboard panels, melamine faced and available in the colours: ANTHRACITE 55 and BR. WHITE 69, perimeters finished with 0.4 mm melamine edge.

The base is fitted with black nylon height-adjustable feet (4 on version with width 45, 5 on version with width 90), with regulation range of 15 mm.

Shelves are made using 25 mm thick chipboard panels, melamine faced and available in the colours: ANTHRACITE 55 and BR. WHITE 69, perimeters finished with melamine edge, 0,4 mm thick in the same colour as the surface. Fitted with disappearing hardware, positionable at height at intervals of 32mm.

Front panels and doors are made in 18 mm thick MDF fibreboard panels, with melamine faced inner side and visible parts coated in 3d-foil in the following colours: GREY ELM 12, BROWN ASH 52, BALI WALNUT 30, SAMOA TEAK 67, BR. WHITE 69.

Hinges are the metal wing type with 110° opening, complete with bases, with 3D regulation.

The wooden door hinges can be accessorised with soft-close kits, optional.

The glass doors are with an GREY INOX aluminium frame and an integrated vertical profile handle, with satin-finished or rear-lacquered glass, in GREY BEIGE 72, thickness 4 mm with lock.

All doors with lock have an extractable cylinder and are supplied with two anti-accident flip keys.

Handles are made in die-cast metal in GREY INOX.

Furniture compositions are always to be completed with top+final sides (supplied separately).

TOP FINISHES AND FINAL SIDES PANELS

Tops and final sides are made in 18 mm thick MDF fibreboard panels, with melamine faced inner side and visible parts coated in 3d-foil in the following colours: LAVA 14, GREY ELM 12, BROWN ASH 52, BALI WALNUT 30, SAMOA TEAK 67, BR. WHITE 69.

The top is shaped along the perimeter with a 6 mm. perimetral decorative molding T in GREY INOX, built-in in a special milling.

The side finishes have a rounded edge along the front vertical side.

PACKAGING

All the components are disassembled and packed when supplied, and have paper triple type folding packaging, fillets for the perimetral protection and for the fillings up, where needed. The corners are protected, where needed, through shock resistant edges protector. The packing closure occurs through sticky tape and welded nylon strap. Pedestals are assembled, when supplied, protected through polystyrene angle bars on the sides and packed using thermo-retractable polyethylene leave when provided.

| PHYSICAL-MECHANICAL CHARACTERISTICS OF 18 MM THICK PARTICLEBOARD PANELS, MELAMINE-FACED: | | |
|--|---|---------------------------|
| DESCRIPTION | MINIMUM VALUE | STANDARD NUMBERS |
| Volume Mass | 650 Kg / m ³ ± 10% | UNI EN 323 :1994 |
| Relative Humidity | 5 - 13% | UNI EN 322 :1994 |
| Thickness Allowance | ± 0,3 mm | UNI EN 324-1/1994 |
| 24 hour Swelling | 15% | UNI EN 317 :1994 |
| External Surfaces Detachment | 0,8 Mpa | UNI EN 311 :2003 |
| Static Flexure | 16 Mpa | UNI EN 310 :1994 |
| Elastic Modulus | 1600 Mpa | UNI EN 310 :1994 |
| Edge Screws Extraction | > 400 N | UNI EN 320 :1994 |
| Formaldehyde Content | ≤ a 3,5 mg H ₂ CO (m ² x h) | UNI EN ISO 12460 - 3:2015 |

Released by the Technical Office of LAS
MOBILI
last revision date:
JANUARY 2020

* = INDICARE IL CODICE FINITURA
 = complete with finish code

| CODICE code | DESCRIZIONE description | PAG. page | PR1 € | PR2 € |
|-------------|--|-----------|------------|-------|
| 114 354 * | KIT 1 AMMORTIZZATORE PER ANTE LEGNO kit 1 damper for soft-close wooden doors | 19 | € 8,00 | - |
| 114 355 * | KIT 2 AMMORTIZZATORI PER ANTE LEGNO kit 2 dampers for soft-close wooden doors | 19 | € 12,00 | - |
| 114 356 * | KIT 3 AMMORTIZZATORI PER ANTE LEGNO kit 3 dampers for soft-close wooden doors | 19 | € 16,00 | - |
| | | | | |
| 158 210 * | MOBILE BASSO A GIORNO L.45 open low cabinet w 45 cms | 13 | € 94,00 | - |
| 158 221 * | MOBILE BASSO A GIORNO L.90 open low cabinet w 90 cms | 13 | € 135,00 | - |
| 158 226 * | MOBILE MEDIO A GIORNO L.45 open medium cabinet w 45 cms | 14 | € 165,00 | - |
| 158 227 * | MOBILE MEDIO A GIORNO L.90 open medium cabinet w 90 cms | 14 | € 244,00 | - |
| 158 228 * | MOBILE ALTO A GIORNO L.45 open high cabinet w 45 cms | 15 | € 199,00 | - |
| 158 229 * | MOBILE ALTO A GIORNO L.90 open high cabinet w 90 cms | 16 | € 290,00 | - |
| 158 421 * | SCRIVANIA DIREZIONALE L.180 executive desk w 180 cms | 5 | € 833,00 | - |
| 158 422 * | SCRIVANIA DIREZIONALE L.200 executive desk w 200 cms | 5 | € 873,00 | - |
| 158 423 * | SCRIVANIA DIREZIONALE L.218 executive desk w 218 cms | 5 | € 906,00 | - |
| 158 424 * | SCRIVANIA DIREZIONALE L.180 CON 1 DISTANZIALE DX O SX executive desk w 180 cms with 1 right or left short leg | 5 | € 779,00 | - |
| 158 425 * | SCRIVANIA DIREZIONALE L.200 CON 1 DISTANZIALE DX O SX executive desk w 200 cms with 1 right or left short leg | 5 | € 819,00 | - |
| 158 426 * | SCRIVANIA DIREZIONALE L.218 CON 1 DISTANZIALE DX O SX executive desk w 218 cms with 1 right or left short leg | 5 | € 852,00 | - |
| 158 427 * | SCRIVANIA DIREZIONALE L.180 CON ALLUNGO DX O SX L.100 executive desk w 180 cms with right or left extension w 100 cms | 5 | € 1.163,00 | - |
| 158 428 * | SCRIVANIA DIREZIONALE L.200 CON ALLUNGO DX O SX L.100 executive desk w 200 cms with right or left extension w 100 cms | 5 | € 1.203,00 | - |
| 158 429 * | SCRIVANIA DIREZIONALE L.218 CON ALLUNGO DX O SX L.100 executive desk w 218 cms with right or left extension w 100 cms | 5 | € 1.236,00 | - |
| 158 430 * | SCRIVANIA DIREZIONALE L.180 CON ALLUNGO DX O SX L.120 executive desk w 180 cms with right or left extension w 120 cms | 5 | € 1.192,00 | - |
| 158 431 * | SCRIVANIA DIREZIONALE L.200 CON ALLUNGO DX O SX L.120 executive desk w 200 cms with right or left extension w 120 cms | 5 | € 1.232,00 | - |
| 158 432 * | SCRIVANIA DIREZIONALE L.218 CON ALLUNGO DX O SX L.120 executive desk w 218 cms with right or left extension w 120 cms | 5 | € 1.265,00 | - |
| 158 434 * | PENISOLA FRONTALE PER SCRIVANIE front terminal for executive desks | 5 | € 563,00 | - |
| 158 440 * | SCRIVANIA DIREZIONALE SAGOMATA L.180 shaped executive desk w 180 cms | 6 | € 852,00 | - |
| 158 441 * | SCRIVANIA DIREZIONALE SAGOMATA L.200 shaped executive desk w 200 cms | 6 | € 895,00 | - |
| 158 442 * | SCRIVANIA DIREZIONALE SAGOMATA L.218 shaped executive desk w 218 cms | 6 | € 932,00 | - |
| 158 443 * | SCRIVANIA DIREZIONALE SAGOMATA L.180 CON 1 DISTANZIALE DX O SX shaped executive desk w 180 cms with 1 right or left short leg | 6 | € 798,00 | - |
| 158 444 * | SCRIVANIA DIREZIONALE SAGOMATA L.200 CON 1 DISTANZIALE DX O SX shaped executive desk w 200 cms with 1 right or left short leg | 6 | € 841,00 | - |
| 158 445 * | SCRIVANIA DIREZIONALE SAGOMATA L.218 CON 1 DISTANZIALE DX O SX shaped executive desk w 218 cms with 1 right or left short leg | 6 | € 878,00 | - |
| 158 446 * | SCRIVANIA DIREZIONALE SAGOMATA L.180 CON ALLUNGO DX O SX L.100 shaped executive desk w 180 cms with right or left extension w 100 cms | 6 | € 1.182,00 | - |
| 158 447 * | SCRIVANIA DIREZIONALE SAGOMATA L.200 CON ALLUNGO DX O SX L.100 shaped executive desk w 200 cms with right or left extension w 100 cms | 6 | € 1.225,00 | - |
| 158 448 * | SCRIVANIA DIREZIONALE SAGOMATA L.218 CON ALLUNGO DX O SX L.100 shaped executive desk w 218 cms with right or left extension w 100 cms | 6 | € 1.262,00 | - |
| 158 449 * | SCRIVANIA DIREZIONALE SAGOMATA L.180 CON ALLUNGO DX O SX L.120 shaped executive desk w 180 cms with right or left extension w 120 cms | 6 | € 1.211,00 | - |

* = INDICARE IL CODICE FINITURA
= complete with finish code

| CODICE code | DESCRIZIONE description | PAG. page | PR1 € | PR2 € |
|-------------|--|-----------|------------|-------|
| 158 450 * | SCRIVANIA DIREZIONALE SAGOMATA L.200 CON ALLUNGO DX O SX L.120 shaped executive desk w 200 cms with right or left extension w 120 cms | 6 | € 1.254,00 | - |
| 158 451 * | SCRIVANIA DIREZIONALE SAGOMATA L.218 CON ALLUNGO DX O SX L.120 shaped executive desk w 218 cms with right or left extension w 120 cms | 6 | € 1.291,00 | - |
| 158 460 * | SCRIVANIA DIREZIONALE VETRO L.180 glass executive desk w 180 cms | 7 | € 1.207,00 | - |
| 158 461 * | SCRIVANIA DIREZIONALE VETRO L.200 glass executive desk w 200 cms | 7 | € 1.255,00 | - |
| 158 462 * | SCRIVANIA DIREZIONALE VETRO L.218 glass executive desk w 218 cms | 7 | € 1.387,00 | - |
| 158 463 * | SCRIVANIA DIREZIONALE VETRO L.180 CON 1 DISTANZIALE DX O SX glass executive desk w 180 cms with 1 right or left short leg | 7 | € 1.153,00 | - |
| 158 464 * | SCRIVANIA DIREZIONALE VETRO L.200 CON 1 DISTANZIALE DX O SX glass executive desk w 200 cms with 1 right or left short leg | 7 | € 1.201,00 | - |
| 158 465 * | SCRIVANIA DIREZIONALE VETRO L.218 CON 1 DISTANZIALE DX O SX glass executive desk w 218 cms with 1 right or left short leg | 7 | € 1.333,00 | - |
| 158 466 * | SCRIVANIA DIREZIONALE VETRO L.180 CON ALLUNGO DX O SX L.120 glass executive desk w 180 cms with right or left extension w 120 cms | 7 | € 1.761,00 | - |
| 158 467 * | SCRIVANIA DIREZIONALE VETRO L.200 CON ALLUNGO DX O SX L.120 glass executive desk w 200 cms with right or left extension w 120 cms | 7 | € 1.809,00 | - |
| 158 468 * | SCRIVANIA DIREZIONALE VETRO L.218 CON ALLUNGO DX O SX L.120 glass executive desk w 218 cms with right or left extension w 120 cms | 7 | € 1.941,00 | - |
| 158 502 * | TAVOLO RIUNIONE L.200 x p.120 (CON TOP ACCESS) meeting table w 200 x d 120 cms (with top access) | 8 | € 1.048,00 | - |
| 158 503 * | TAVOLO RIUNIONE L.260 x p.120 (CON TOP ACCESS) meeting table w 260 x d 120 cms (with top access) | 8 | € 1.165,00 | - |
| 158 504 * | TAVOLO RIUNIONE L.200 x p.120 (SENZA TOP ACCESS) meeting table w 200 x d 120 cms (without top access) | 8 | € 942,00 | - |
| 158 506 * | TAVOLO RIUNIONE L.260 x p.120 (SENZA TOP ACCESS) meeting table w 260 x d 120 cms (without top access) | 8 | € 1.055,00 | - |
| 158 510 * | TAVOLO RIUNIONE CIRCOLARE Ø 120 round meeting table Ø 120 cms | 8 | € 595,00 | - |
| 158 523 | MOBILE DI SERVIZIO L.140,3 CON 2 ANTE SCORREVOLI (CON CHIUSURA AMMORTIZZATA) service unit w 140,3 cms with 2 sliding doors (with soft-close) | 9 | € 770,00 | - |
| 158 524 * | CASSETTIERA 3 CASSETTI SU RUOTE + SERR. (CON CHIUSURA AMMORTIZZATA) 3 drawer pedestal on wheels + lock (with soft-close) | 9 | € 422,00 | - |
| 158 525 * | CASSETTIERA -CLASSIFICATORE SU RUOTE + SERR. (CON CHIUSURA AMMORTIZZATA) File-pedestal on wheels + lock (with soft-close) | 9 | € 443,00 | - |
| 158 526 * | MOBILE DI SERVIZIO L.73,7 SU RUOTE + SERR. (CON CHIUSURA AMMORTIZZATA) service unit w 73,7 cms on wheels + lock (with soft-close) | 9 | € 550,00 | - |
| 158 527 * | MOBILE DI SERVIZIO L.93,7 SU RUOTE + SERR. (CON CHIUSURA AMMORTIZZATA) service unit w 93,7 cms on wheels + lock (with soft-close) | 9 | € 595,00 | - |
| 158 528 * | MOBILE DI SERVIZIO L.124,6 SU RUOTE + SERR. (CON CHIUSURA AMMORTIZZATA) service unit w 124,6 cms on wheels + lock (with soft-close) | 9 | € 653,00 | - |
| 158 535 * | SCHIENA PER SCRIVANIE L.180 modesty panel for executive desks w 180 cms | 7 | € 61,00 | - |
| 158 536 * | SCHIENA PER SCRIVANIE L.200 modesty panel for executive desks w 200 cms | 7 | € 68,00 | - |
| 158 537 * | SCHIENA PER SCRIVANIE L.218 modesty panel for executive desks w 218 cms | 7 | € 74,00 | - |
| 158 538 * | VASCHETTA, PRESE ELETTRICHE E CAVO DI ALIMENTAZIONE L.290 cable tray, set of sockets and power cable w 290 cms | 7 | € 234,00 | - |
| 158 601 * | BASE+TOP L.138,6 PER MONOLITICI base+top w 138,6 cms for monolith cabinets | 10 | € 184,00 | - |
| 158 602 * | BASE+TOP L.183,6 PER MONOLITICI base+top w 183,6 cms for monolith cabinets | 10 | € 244,00 | - |
| 158 606 * | COPPIA FIANCHI FINALI PER MONOLITICI H.90 set of 2 final side panels for monolith cabinets h. 90 cms | 10 | € 118,00 | - |
| 158 607 * | COPPIA FIANCHI FINALI PER MONOLITICI H.135 set of 2 final side panels for monolith cabinets h. 135 cms | 10 | € 176,00 | - |
| 158 608 * | COPPIA FIANCHI FINALI PER MONOLITICI H.180 set of 2 final side panels for monolith cabinets h. 180 cms | 10 | € 223,00 | - |
| 158 614 * | MOBILE MONOLITICO L.180 X H.90 monolith cabinet w 180 x h 90 cms | 10 | € 621,00 | - |
| 158 615 * | MOBILE MONOLITICO L.135 X H.135 monolith cabinet w 135 x h 135 cms | 10 | € 872,00 | - |

* = INDICARE IL CODICE FINITURA
= complete with finish code

| CODICE code | DESCRIZIONE description | PAG. page | PR1 € | PR2 € |
|----------------|---|--------------|------------|----------|
| 158 616 * | MOBILE MONOLITICO L.180 X H.135 monolith cabinet w 180 x h 135 cms | 10 | € 1.024,00 | - |
| 158 617 * | MOBILE MONOLITICO L.135 X H.180 monolith cabinet w 135 x h 180 cms | 11 | € 1.090,00 | - |
| 158 618 * | MOBILE MONOLITICO L.180 X H.180 monolith cabinet w 180 x h 180 cms | 11 | € 1.427,00 | - |
| 158 619 * | MOBILE MONOLITICO L.180 X H.180 monolith cabinet w 180 x h 180 cms | 11 | € 1.242,00 | - |
| 158 620 * | MOBILE MONOLITICO L.180 X H.180 monolith cabinet w 180 x h 180 cms | 11 | € 1.526,00 | - |
| 158 631 * | 1 ELEMENTO LIBRERIA L.45 1 bookcase element w 45 | 12 | € 238,00 | - |
| 158 632 * | 1 ELEMENTO LIBRERIA L.90 1 bookcase element w 90 | 12 | € 473,00 | - |
| 158 641 * | 1 RIPIANO VETRO L.45 1 glass shelf w 45 | 12 | € 20,00 | - |
| 158 642 * | 1 RIPIANO VETRO L.90 1 glass shelf w 90 | 12 | € 38,00 | - |
| 158 651 * | 2 PANNELLI DI FINITURA POSTERIORI L.180 X H.90 PER MONOLITICI 2 back panels w 180 x h 90 cms for monolith cabinets | 12 | € 239,00 | - |
| 158 652 * | 3 PANNELLI DI FINITURA POSTERIORI L.135 X H.135 PER MONOLITICI 3 back panels w 135 x h 135 cms for monolith cabinets | 12 | € 277,00 | - |
| 158 653 * | 3 PANNELLI DI FINITURA POSTERIORI L.180 X H.135 PER MONOLITICI 3 back panels w 180 x h 135 cms for monolith cabinets | 12 | € 353,00 | - |
| 158 654 * | 4 PANNELLI DI FINITURA POSTERIORI L.135 X H.180 PER MONOLITICI 4 back panels w 135 x h 180 cms for monolith cabinets | 12 | € 376,00 | - |
| 158 655 * | 4 PANNELLI DI FINITURA POSTERIORI L.180 X H.180 PER MONOLITICI 4 back panels w 180 x h 180 cms for monolith cabinets | 12 | € 478,00 | - |
| 158 701 * | MOBILE BASSO L.45 CON 1 ANTA LEGNO DX + SERR. low cabinet w 45 cms with 1 right wooden door + lock | 13 | € 169,00 | - |
| 158 702 * | MOBILE BASSO L.45 CON 1 ANTA LEGNO SX + SERR. low cabinet w 45 cms with 1 left wooden door + lock | 13 | € 169,00 | - |
| 158 703 * | MOBILE BASSO L.45 CON 1 ANTA LEGNO DX + SERR.+FRIGORIFERO DA LT.38COMPLETO DI GRIGLIA DI AERAZIONE low cabinet w 45 cms with 1 right wooden door + lock+refrigerator 38 liters with airing grid | 13 | € 981,00 | - |
| 158 704 * | MOBILE BASSO L.45 CON 4 CASSETTI (CON CHIUSURA AMMORTIZZATA) low cabinet w 45 cms with 4 drawers (with soft-close) | 13 | € 334,00 | - |
| 158 706 * | MOBILE BASSO L.90 CON 2 ANTE LEGNO + SERR. low cabinet w 90 cms with 2 wooden doors + lock | 13 | € 265,00 | - |
| 158 710 * | MOBILE MEDIO L.45 CON 1 ANTA LEGNO DX + SERR. Medium cabinet w 45 cms with 1 right wooden door + lock | 14 | € 272,00 | - |
| 158 711 * | MOBILE MEDIO L.45 CON 1 ANTA LEGNO SX + SERR. Medium cabinet w 45 cms with 1 left wooden door + lock | 14 | € 272,00 | - |
| 158 712 * | MOBILE MEDIO L.90 CON 2 ANTE LEGNO + SERR. Medium cabinet w 90 cms with 2 wooden doors + lock | 14 | € 445,00 | - |
| 158 721 * | MOBILE ALTO L.45 CON 1 ANTA LEGNO DX + SERR. high cabinet w 45 cms with 1 right wooden door + lock | 15 | € 362,00 | - |
| 158 722 * | MOBILE ALTO L.45 CON 1 ANTA LEGNO SX + SERR. high cabinet w 45 cms with 1 left wooden door + lock | 15 | € 362,00 | - |
| 158 723 * | MOBILE ALTO L.45 CON 2 ANTE LEGNO DX + SERR. high cabinet w 45 cms with 2 right wooden doors + lock | 15 | € 373,00 | - |
| 158 724 * | MOBILE ALTO L.45 CON 2 ANTE LEGNO SX + SERR. high cabinet w 45 cms with 2 left wooden doors + lock | 15 | € 373,00 | - |
| 158 734 * | MOBILE MEDIO L.45 CON 1 ANTA VETRO DX + SERR. Medium cabinet w 45 cms with 1 right glass door + lock | 14 | € 323,00 | € 348,00 |
| 158 735 * | MOBILE MEDIO L.45 CON 1 ANTA VETRO SX + SERR. Medium cabinet w 45 cms with 1 left glass door + lock | 14 | € 323,00 | € 348,00 |
| 158 740 * | MOBILE MEDIO L.90 CON 2 ANTE VETRO + SERR. Medium cabinet w 90 cms with 2 glass doors + lock | 14 | € 552,00 | € 601,00 |
| 158 741 * | MOBILE ALTO L.45 CON 1 ANTA LEGNO DX E 1 ANTA VETRO DX + SERR. high cabinet w 45 cms with 1 right wooden door and 1 right glass door+ locks | 15 | € 404,00 | € 421,00 |
| 158 742 * | MOBILE ALTO L.45 CON 1 ANTA LEGNO SX E 1 ANTA VETRO SX + SERR. high cabinet w 45 cms with 1 left wooden door and 1 left glass door+ locks | 15 | € 404,00 | € 421,00 |
| 158 743 * | MOBILE ALTO L.45 CON 1 ANTA VETRO DX + SERR. high cabinet w 45 cms with 1 right glass door + lock | 15 | € 373,00 | € 404,00 |
| 158 744 * | MOBILE ALTO L.45 CON 1 ANTA VETRO SX + SERR. high cabinet w 45 cms with 1 left glass door + lock | 15 | € 373,00 | € 404,00 |

* = INDICARE IL CODICE FINITURA
= complete with finish code

| CODICE code | DESCRIZIONE description | PAG. page | PR1 € | PR2 € |
|----------------|---|--------------|----------|----------|
| 158 745 * | MOBILE ALTO L.90 CON 2 ANTE LEGNO + SERR. high cabinet w 90 cms with 2 wooden doors + lock | 16 | € 587,00 | - |
| 158 746 * | MOBILE ALTO L.90 CON 4 ANTE LEGNO + SERR. high cabinet w 90 cms with 4 wooden doors + locks | 16 | € 600,00 | - |
| 158 747 * | MOBILE ALTO L.90 CON 4 ANTE LEGNO + SERR. E VANO A GIORNO high cabinet w 90 cms with 4 wooden doors + locks and open space | 16 | € 565,00 | - |
| 158 748 * | MOBILE ALTO PORTA-ABITI L.90 CON SERRATURA high cabinet with wardrobe w 90 cms with lock | 16 | € 567,00 | - |
| 158 749 * | MOBILE ALTO L.90 CON 2 ANTE LEGNO E 2 ANTE VETRO + SERR. high cabinet w 90 cms with 2 wooden doors and 2 glass doors + locks | 17 | € 680,00 | € 715,00 |
| 158 750 * | MOBILE ALTO L.90 CON 2 ANTE VETRO + SERR. high cabinet w 90 cms with 2 glass doors + lock | 17 | € 634,00 | € 696,00 |
| 158 751 * | RIPIANO REGISTRABILE SUPPLEMENTARE PER MOBILI L.45 adjustable additional shelf for cabinets w 45 cms | 18 | € 14,00 | - |
| 158 752 * | RIPIANO REGISTRABILE SUPPLEMENTARE PER MOBILI L.90 adjustable additional shelf for cabinets w 90 cms | 18 | € 22,00 | - |
| 158 754 * | TOP L.48,7 top w 48,7 cms | 18 | € 52,00 | - |
| 158 756 * | TOP L.93,7 top w 93,7 cms | 18 | € 94,00 | - |
| 158 757 * | TOP L.138,6 top w 138,6 cms | 18 | € 136,00 | - |
| 158 758 * | TOP L.183,6 top w 183,6 cms | 18 | € 164,00 | - |
| 158 759 * | TOP L.228,5 top w 228,5 cms | 18 | € 213,00 | - |
| 158 760 * | TOP L.273,5 top w 273,5 cms | 18 | € 251,00 | - |
| 158 761 * | 2 FIANCHI FINALI PER MOBILI BASSI 2 final side-panels for low cabinets | 18 | € 144,00 | - |
| 158 762 * | 2 FIANCHI FINALI PER MOBILI MEDI 2 final side-panels for medium cabinets | 18 | € 205,00 | - |
| 158 763 * | 2 FIANCHI FINALI PER MOBILI ALTI 2 final side-panels for high cabinets | 18 | € 333,00 | - |

IULIO