

I MEET

Design
NIKOLAS CHACHAMIS

Engineering
C.S.R. LAS MOBILI

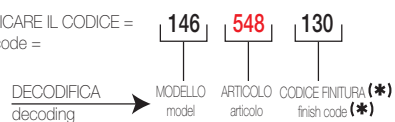


Certif. n°07-08/2019

IMPORTANTE / it's very important

SULL'ORDINE INDICARE SEMPRE IL CODICE COMPLETO A 9 CIFRE
always indicate on the order the complete 9-digit code

ESEMPIO: PER ORDINARE 1 TAVOLO **ART.548** NOCE BALI INDICARE IL CODICE =
example: to order 1 TABLE **ART.548** BALI WALNUT indicate the code =



I MEET

In vigore dal:
Valid from:
01/01/2018
Valido fino a nuova emissione
Valid until new emission

SOMMARIO / summary

ESPLOSO COMPONENTI -----	3
<i>components</i>	
CARTELLA COLORI -----	5
<i>colours samples card</i>	
TAVOLI RIUNIONE PROF. CM 120 CON PIANI IN LEGNO -----	6
<i>meeting tables depth 120 cms with wooden tops</i>	
ELEMENTI COMPONIBILI PER TAVOLI RIUNIONE PROF. CM 120 CON PIANI IN LEGNO -----	7
<i>modular elements for meeting tables depth 120 cms with wooden tops</i>	
TAVOLI RIUNIONE PROF. CM 160 CON PIANI IN LEGNO -----	8
<i>meeting tables depth 160 cms with wooden tops</i>	
ELEMENTI COMPONIBILI PER TAVOLI RIUNIONE PROF. CM 160 CON PIANI IN LEGNO -----	9
<i>modular elements for meeting tables depth 160 cms with wooden tops</i>	
TAVOLI RIUNIONE PROF. CM 320 CON PIANI IN LEGNO -----	10
<i>meeting tables depth 320 cms with wooden tops</i>	
ELEMENTI COMPONIBILI PER TAVOLI RIUNIONE PROF. CM 320 CON PIANI IN LEGNO -----	11
<i>modular elements for meeting tables depth 320 cms with wooden tops</i>	
TAVOLI RIUNIONE PROF. CM 160 CON PIANI IN VETRO -----	12
<i>meeting tables depth 160 cms with glass tops</i>	
ELEMENTI COMPONIBILI PER TAVOLI RIUNIONE PROF. CM 160 CON PIANI IN VETRO -----	13
<i>modular elements for meeting tables depth 160 cms with glass tops</i>	
SCHEMA DI UTILIZZO ELEMENTI COMPONIBILI PER TAVOLI RIUNIONE -----	14
<i>modular elements for meeting tables fact-sheet</i>	
CONTROMOBILE -----	15
<i>credenza</i>	
COMPLEMENTI DI ARREDO -----	16
<i>accessories</i>	
DIMENSIONI -----	17
<i>dimensions</i>	
DESCRIZIONE TECNICA -----	18
TECHNICAL DESCRIPTION -----	19
INDICE DEI CODICI -----	20
<i>codes index</i>	

ESPLOSO COMPONENTI

components

PIANI IN LEGNO O VETRO:

Disponibili in due tipologie:

A) - Piani in legno : realizzati con pannelli in fibre di legno tipo MDF sp. 30 mm rivestiti con 3d-foil, con angoli smussati. Sono disponibili nei colori: OLMO GREY 12, NOCE BALI 30, FRASSINO BROWN 52, WENGE 45, ROVERE AFRO 61, TEAK SAMOA 67, BIANCO BR. 69, LARICE SABBIA 85, LARICE MOKA 86.

B) - Piani in VETRO : realizzati in lastra temperata di sp. 12 mm retro-laccati a filo lucido con angoli smussati.

Il fissaggio alla struttura avviene tramite placche di acciaio incollate sul lato interno del piano stesso

Sono disponibili nei colori: NERO 10, TORTORA 72, ROSSO RUBINO 74, PISTACCHIO 75.

WOODEN OR GLASS SURFACES:

Available in two types:

A) - Wood surfaces : made with MDF fibreboard panels 30 mm thick covered in 3d-foil, with smooth angles. Available in the following colours: GREY ELM 12, BALI WALNUT 30, WENGE 45, BROWN ASH 52, AFRICAN OAK 61, SAMOA TEAK 67, BR. WHITE 69, SAND LARCH 85, MOKA LARCH 86.

B) - Glass surfaces : made in tempered plate 12 mm thick polished wire rear-lacquered with smooth angles. The structure is fixed with two steel brackets stuck on the inside of the surface Available in the following colours: BLACK 10, GREY BEIGE 72, RUBY RED 74, PISTACHIO 75.

INSERTO CENTRALE IN LEGNO

Realizzato con pannelli in fibre di legno tipo MDF sp. 30 mm rivestiti con 3d-foil, con angoli smussati. E' disponibile nei colori: OLMO GREY 12, NOCE BALI 30, WENGE 45, FRASSINO BROWN 52, ROVERE AFRO 61, TEAK SAMOA 67, BIANCO BR. 69, LARICE SABBIA 85, LARICE MOKA 86, STONE GREY 44.

WOODEN CENTRAL TOP:

Made with (-MDF) fibreboard panels 30 mm thick covered in 3d-foil, with smooth angles. Available in the following colours: GREY ELM 12, BALI WALNUT 30, WENGE 45, BROWN ASH 52, AFRICAN OAK 61, SAMOA TEAK 67, BR. WHITE 69, SAND LARCH 85, MOKA LARCH 86, STONE GREY 44.

TOP ACCESS

Realizzato in alluminio estruso, dotato di sportellino con apertura a ribalta per l'accesso al sottostante vano wire-manager oltre all'apertura passacavi lineare con spazzolino parapolvere nero.

Disponibile nelle finiture in abbinamento alla struttura metallica: verniciato antracite, verniciato stone grey ed anodizzato effetto cromo lucido satinato.

TOP ACCESS

Made in extruded aluminium, equipped with flap opening door to access wire-manager bay underneath as well as the linear cable path opening with black dust seal brush.

Available in finishes in combination with metallic structure: painted anthracite, painted stone grey and anodized with satin polished chrome effect.



STRUTTURA METALLICA ORIZZONTALE

Struttura costituita da travi di irrigidimento in tubolare sez. 50x20mm verniciate a polveri epossidiche nei colori: ARGENTO, ANTRACITE, STONE GREY.

La struttura e' pre-forata per il fissaggio delle viti dei piani.

Il montaggio con le gambe basamento avviene con connessioni metalliche rapide dotate di viti coniche.

HORIZONTAL METAL STRUCTURE

Structure made with stiffening beams in 50x20mm tubular painted with epoxy dust in colours: SILVER, ANTHRACITE, STONE GREY.

The structure is pre-perforated for fixing the surface screws. The base legs assembling is carried out with fast metal connections equipped with taper screws.

GAMBE BASAMENTO METALLICO :

Realizzate con tubolare di acciaio sez. 70x20mm, disponibili in due versioni

A)-- Verniciate a polveri epossidiche ANTRACITE, STONE GREY.

B)-- Cromato lucido

Piedini regolabili diametro 60 mm.

Le gambe terminali e centrali, sono combinabili fra loro e consentono l'aggregazione di vari moduli idonei a configurare molteplici tipologie di tavoli di forma quadrata o rettangolare che ne consentono l'utilizzo in sale di piccola e media riunione così come per grandi sale consigliari.

METAL BASE LEGS :

Made with 70x20mm steel tubular, available in two versions

A)-- ANTHRACITE, STONE GREY epoxy dust painted.

B)-- Chrome polished

60 mm diameter adjustable feet.

The end and middle legs are compatible between them and enable the aggregation of various modules suitable for the configuration of multiple types of round or rectangular tables used for small and medium meeting rooms as well as board rooms.

CONTENITORE WIRE MANAGEMENT SOTTOPIANO

Struttura realizzata con pannelli in fibre di legno tipo MDF, sp. mm 18 rivestiti con 3d-foil, disponibile nei colori: OLMO GREY 12, NOCE BALI 30, WENGE 45, FRASSINO BROWN 52, ROVERE AFRO 61, TEAK SAMOA 67, BIANCO BR. 69, LARICE SABBIA 85, LARICE MOKA 86, STONE GREY 44.

Il contenitore wire-manager è un vano dedicato all'alloggiamento delle salite ed agli sviluppi lineari dei cablaggi e delle eventuali dotazioni tecniche supplementari a corredo del tavolo.

Al suo interno è alloggiato un pannello trasversale per l'irrigidimento della struttura sul quale è ancorato il canale portacavi idoneo al posizionamento delle dotazioni tecniche (prese schuko, prese fonia e dati) oltre alle eccedenze dei cavi.

Al contenitore Wire management si accede direttamente dal piano di lavoro tramite il top access oppure lateralmente al contenitore stesso tramite l'apertura a scatto del pannello.
























SUBSTAGE WIRE MANAGEMENT CONTAINER

Made with (MDF) fibreboard panels 18 mm thick covered with 3d-foil, available in the following colours: OLMO GREY 12, NOCE BALI 30, WENGE 45, FRASSINO BROWN 52, ROVERE AFRO 61, TEAK SAMOA 67, BIANCO BR. 69, LARICE SABBIA 85, LARICE MOKA 86, STONE GREY 44.

It is a bay for housing the climbings and the cable linear developments and any table supplementary technical equipment kit.

Inside is a transversal panel for stiffening the structure made of 18 mm thick wooden particles, on which the cable holder is anchored, ideal for positioning the technical equipment (schuko sockets, speech and data sockets) as well as excess cables.

Access to the Wire management container is gained directly from the work surface through the top access Or at the side of the container, through the panel trigger opening.

		COLORI PIANI IN LEGNO wooden top colours									COLORI PIANI IN VETRO glass top colours					
		WENGÉ wenge	LARICE MOKA moka larch	LARICE SABBIA sand larch	BIANCO BR. br. white	NOCE BALI bali walnut	OLMO GREY grey elm	FRASSINO BROWN brown ash	TEAK SAMOA samoa teak	ROVERE AFRO african oak	NERO black	ROSSO RUBINO ruby red	PISTACCHIO pistachio	TORTORA grey beige		
		Cod. 45	Cod. 86	Cod. 83	Cod. 69	Cod. 30	Cod. 12	Cod. 52	Cod. 67	Cod. 61	Cod. 10	Cod. 74	Cod. 75	Cod. 72		
																
COLORI CONTENITORE WIRE-MANAGER ED INSERTI IN LEGNO wire-manager container and central top wooden colours	WENGÉ wenge	 Cod. 45	◇ gambe cromate chromed legs		◇ gambe cromate chromed legs						◇ gambe cromate chromed legs	◇ gambe cromate chromed legs	◇ gambe cromate chromed legs	◇ gambe cromate chromed legs		
	LARICE MOKA moka larch	 Cod. 86		◇ gambe cromate chromed legs							◇ gambe cromate chromed legs	◇ gambe cromate chromed legs	◇ gambe cromate chromed legs	◇ gambe cromate chromed legs		
	LARICE SABBIA sand larch	 Cod. 83			◇ gambe cromate chromed legs	◇ gambe cromate chromed legs					◇ gambe cromate chromed legs	◇ gambe cromate chromed legs	◇ gambe cromate chromed legs	◇ gambe cromate chromed legs		
	BIANCO BR. br. white	 Cod. 69	◇ gambe cromate chromed legs	◇ gambe cromate chromed legs		◇ gambe cromate chromed legs					◇ gambe cromate chromed legs	◇ gambe cromate chromed legs	◇ gambe cromate chromed legs	◇ gambe cromate chromed legs		
	NOCE BALI bali walnut	 Cod. 30					◇ gambe antracite anthracite legs								◇ gambe antracite anthracite legs	
	OLMO GREY grey elm	 Cod. 12						◇ gambe antracite anthracite leg								◇ gambe antracite anthracite legs
	FRASSINO BROWN brown ash	 Cod. 52							□ gambe antracite o cromate anthracite or chromed legs			◇ gambe cromate chromed legs	◇ gambe cromate chromed legs		□ gambe antracite o cromate anthracite or chromed legs	
	TEAK SAMOA samoa teak	 Cod. 67								◇ gambe antracite anthracite legs						◇ gambe antracite anthracite legs
	ROVERE AFRO african oak	 Cod. 61									◇ gambe cromate chromed legs	◇ gambe cromate chromed legs	◇ gambe cromate chromed legs	◇ gambe cromate chromed legs	◇ gambe cromate chromed legs	
	STONE GREY stone grey	 Cod. 44							◇ gambe stone grey stone grey legs	◇ gambe stone grey stone grey legs						

METALLI | METALS

GAMBE VERNICIATE
painted legs




COD. AN 02
ANTRACITE | ANTHRACITE



COD. SG 01
STONE GREY | STONE GREY

GAMBE CROMATE
chromed legs



COD. CR 01
CROMATO | CHROMED

CARTELLA COLORI
colours samples card

LEGNI | WOOD



COD. 12
OLMO GREY | GREY ELM △



COD. 52
FRASSINO BROWN | BROWN ASH △



COD. 85
LARICE SABBIA | SAND LARCH △



COD. 30
NOCE BALI | BALI WALNUT △



COD. 61
ROVERE AFRO | AFRICAN OAK △



COD. 86
LARICE MOKA | MOKA LARCH △



COD. 44
STONE GREY | STONE GREY △



COD. 67
TEAK SAMOA | SAMOA TEAK △




COD. 55
ANTRACITE | ANTHRACITE ○



COD. 45
WENGÉ | WENGÉ △



COD. 69
BIANCO BR. | BR. WHITE △



COD. 69
BIANCO BR. | BR. WHITE ○

←
SOLO PER
STRUTTURA
LEGGIO
only for lectern
structure
→

VETRI | GLASS



COD. 10
NERO | BLACK



COD. 72
TORTORA | GREY BEIGE



COD. 75
PISTACCHIO | PISTACHIO

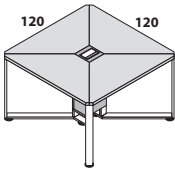
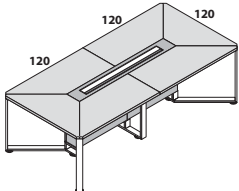
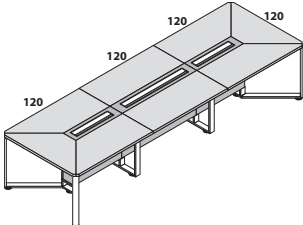


COD. 74
ROSSO RUBINO | RUBY RED

I MEET

TAVOLI RIUNIONE PROF. CM 120 CON PIANI IN LEGNO

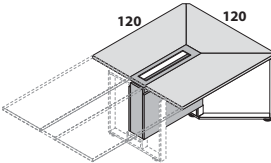
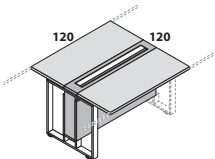
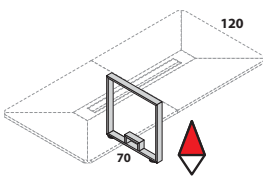
meeting tables depth 120 cms with wooden tops

DESCRIZIONE description	L w	CODICE code	KG	M ³	COLLI	PREZZO price	(*) CODICE FINITURA (* finish code)																																																																																																								
TAVOLO RIUNIONE QUADRATO L.120x120 squared meeting table w w 120x120 cms  L.120 x p.120 x H.75	L.120	GAMBE VERNICIATE painted legs	81	0,306	12	€ 1.355,00																																																																																																									
		146 514 (*)																																																																																																													
TAVOLO RIUNIONE RETTANGOLARE L.240x120 rectangular meeting table w 240x120 cms  L.240 x p.120 x H.75	L.240	GAMBE VERNICIATE painted legs	142	0,565	20	€ 2.393,00																																																																																																									
		146 544 (*)																																																																																																													
TAVOLO RIUNIONE RETTANGOLARE L.360x120 rectangular meeting table w 360x120 cms  L.360 x p.120 x H.75	L.360	GAMBE VERNICIATE painted legs	212	0,926	29	€ 3.415,00																																																																																																									
		146 567 (*)																																																																																																													
	L.360	GAMBE CROMATE chromed legs	212	0,926	29	€ 5.165,00																																																																																																									
		146 667 (*)																																																																																																													
<table border="1"> <thead> <tr> <th colspan="8">VERSIONE LEGNO (GAMBE VERNICIATE) wooden version (painted legs)</th> </tr> <tr> <th>(*)</th> <th>PIANO</th> <th>CONTENITORE WIRE-MANAGER E INSERTO CENTRALE</th> <th>GAMBE</th> <th>top</th> <th>wire-manager container and central top</th> <th>legs</th> <th></th> </tr> </thead> <tbody> <tr> <td>130</td> <td>NOCE BALI</td> <td>NOCE BALI</td> <td>ANTRACITE</td> <td>bali walnut</td> <td>bali walnut</td> <td>antracite</td> <td></td> </tr> <tr> <td>267</td> <td>TEAK SAMOA</td> <td>TEAK SAMOA</td> <td>ANTRACITE</td> <td>samoa teak</td> <td>samoa teak</td> <td>antracite</td> <td></td> </tr> <tr> <td>752</td> <td>FRASSINO BROWN</td> <td>FRASSINO BROWN</td> <td>ANTRACITE</td> <td>brown ash</td> <td>brown ash</td> <td>antracite</td> <td></td> </tr> <tr> <td>812</td> <td>OLMO GREY</td> <td>OLMO GREY</td> <td>ANTRACITE</td> <td>grey elm</td> <td>grey elm</td> <td>antracite</td> <td></td> </tr> <tr> <td>852</td> <td>FRASSINO BROWN</td> <td>STONE GREY</td> <td>STONE GREY</td> <td>brown ash</td> <td>stone grey</td> <td>stone grey</td> <td></td> </tr> <tr> <td>867</td> <td>TEAK SAMOA</td> <td>STONE GREY</td> <td>STONE GREY</td> <td>samoa teak</td> <td>stone grey</td> <td>stone grey</td> <td></td> </tr> </tbody> </table>								VERSIONE LEGNO (GAMBE VERNICIATE) wooden version (painted legs)								(*)	PIANO	CONTENITORE WIRE-MANAGER E INSERTO CENTRALE	GAMBE	top	wire-manager container and central top	legs		130	NOCE BALI	NOCE BALI	ANTRACITE	bali walnut	bali walnut	antracite		267	TEAK SAMOA	TEAK SAMOA	ANTRACITE	samoa teak	samoa teak	antracite		752	FRASSINO BROWN	FRASSINO BROWN	ANTRACITE	brown ash	brown ash	antracite		812	OLMO GREY	OLMO GREY	ANTRACITE	grey elm	grey elm	antracite		852	FRASSINO BROWN	STONE GREY	STONE GREY	brown ash	stone grey	stone grey		867	TEAK SAMOA	STONE GREY	STONE GREY	samoa teak	stone grey	stone grey																																									
VERSIONE LEGNO (GAMBE VERNICIATE) wooden version (painted legs)																																																																																																															
(*)	PIANO	CONTENITORE WIRE-MANAGER E INSERTO CENTRALE	GAMBE	top	wire-manager container and central top	legs																																																																																																									
130	NOCE BALI	NOCE BALI	ANTRACITE	bali walnut	bali walnut	antracite																																																																																																									
267	TEAK SAMOA	TEAK SAMOA	ANTRACITE	samoa teak	samoa teak	antracite																																																																																																									
752	FRASSINO BROWN	FRASSINO BROWN	ANTRACITE	brown ash	brown ash	antracite																																																																																																									
812	OLMO GREY	OLMO GREY	ANTRACITE	grey elm	grey elm	antracite																																																																																																									
852	FRASSINO BROWN	STONE GREY	STONE GREY	brown ash	stone grey	stone grey																																																																																																									
867	TEAK SAMOA	STONE GREY	STONE GREY	samoa teak	stone grey	stone grey																																																																																																									
<table border="1"> <thead> <tr> <th colspan="8">VERSIONE LEGNO (GAMBE CROMATE) wooden version (chromed legs)</th> </tr> <tr> <th>(*)</th> <th>PIANO</th> <th>CONTENITORE WIRE-MANAGER E INSERTO CENTRALE</th> <th>GAMBE</th> <th>top</th> <th>wire-manager container and central top</th> <th>legs</th> <th></th> </tr> </thead> <tbody> <tr> <td>290</td> <td>ROVERE AFRO</td> <td>ROVERE AFRO</td> <td>CROMATO</td> <td>african oak</td> <td>african oak</td> <td>chromed</td> <td></td> </tr> <tr> <td>400</td> <td>BIANCO BR.</td> <td>BIANCO BR.</td> <td>CROMATO</td> <td>br. white</td> <td>br. white</td> <td>chromed</td> <td></td> </tr> <tr> <td>412</td> <td>OLMO GREY</td> <td>BIANCO BR.</td> <td>CROMATO</td> <td>grey elm</td> <td>br. white</td> <td>chromed</td> <td></td> </tr> <tr> <td>470</td> <td>LARICE MOKA</td> <td>BIANCO BR.</td> <td>CROMATO</td> <td>moka larch</td> <td>br. white</td> <td>chromed</td> <td></td> </tr> <tr> <td>490</td> <td>WENGÉ</td> <td>BIANCO BR.</td> <td>CROMATO</td> <td>wenge</td> <td>br. white</td> <td>chromed</td> <td></td> </tr> <tr> <td>700</td> <td>LARICE MOKA</td> <td>LARICE MOKA</td> <td>CROMATO</td> <td>moka larch</td> <td>moka larch</td> <td>chromed</td> <td></td> </tr> <tr> <td>752</td> <td>FRASSINO BROWN</td> <td>FRASSINO BROWN</td> <td>CROMATO</td> <td>brown ash</td> <td>brown ash</td> <td>chromed</td> <td></td> </tr> <tr> <td>800</td> <td>LARICE SABBIA</td> <td>LARICE SABBIA</td> <td>CROMATO</td> <td>sand larch</td> <td>sand larch</td> <td>chromed</td> <td></td> </tr> <tr> <td>840</td> <td>BIANCO BR.</td> <td>LARICE SABBIA</td> <td>CROMATO</td> <td>br. white</td> <td>sand larch</td> <td>chromed</td> <td></td> </tr> <tr> <td>900</td> <td>WENGÉ</td> <td>WENGÉ</td> <td>CROMATO</td> <td>wenge</td> <td>wenge</td> <td>chromed</td> <td></td> </tr> <tr> <td>940</td> <td>BIANCO BR.</td> <td>WENGÉ</td> <td>CROMATO</td> <td>br. white</td> <td>wenge</td> <td>chromed</td> <td></td> </tr> </tbody> </table>								VERSIONE LEGNO (GAMBE CROMATE) wooden version (chromed legs)								(*)	PIANO	CONTENITORE WIRE-MANAGER E INSERTO CENTRALE	GAMBE	top	wire-manager container and central top	legs		290	ROVERE AFRO	ROVERE AFRO	CROMATO	african oak	african oak	chromed		400	BIANCO BR.	BIANCO BR.	CROMATO	br. white	br. white	chromed		412	OLMO GREY	BIANCO BR.	CROMATO	grey elm	br. white	chromed		470	LARICE MOKA	BIANCO BR.	CROMATO	moka larch	br. white	chromed		490	WENGÉ	BIANCO BR.	CROMATO	wenge	br. white	chromed		700	LARICE MOKA	LARICE MOKA	CROMATO	moka larch	moka larch	chromed		752	FRASSINO BROWN	FRASSINO BROWN	CROMATO	brown ash	brown ash	chromed		800	LARICE SABBIA	LARICE SABBIA	CROMATO	sand larch	sand larch	chromed		840	BIANCO BR.	LARICE SABBIA	CROMATO	br. white	sand larch	chromed		900	WENGÉ	WENGÉ	CROMATO	wenge	wenge	chromed		940	BIANCO BR.	WENGÉ	CROMATO	br. white	wenge	chromed	
VERSIONE LEGNO (GAMBE CROMATE) wooden version (chromed legs)																																																																																																															
(*)	PIANO	CONTENITORE WIRE-MANAGER E INSERTO CENTRALE	GAMBE	top	wire-manager container and central top	legs																																																																																																									
290	ROVERE AFRO	ROVERE AFRO	CROMATO	african oak	african oak	chromed																																																																																																									
400	BIANCO BR.	BIANCO BR.	CROMATO	br. white	br. white	chromed																																																																																																									
412	OLMO GREY	BIANCO BR.	CROMATO	grey elm	br. white	chromed																																																																																																									
470	LARICE MOKA	BIANCO BR.	CROMATO	moka larch	br. white	chromed																																																																																																									
490	WENGÉ	BIANCO BR.	CROMATO	wenge	br. white	chromed																																																																																																									
700	LARICE MOKA	LARICE MOKA	CROMATO	moka larch	moka larch	chromed																																																																																																									
752	FRASSINO BROWN	FRASSINO BROWN	CROMATO	brown ash	brown ash	chromed																																																																																																									
800	LARICE SABBIA	LARICE SABBIA	CROMATO	sand larch	sand larch	chromed																																																																																																									
840	BIANCO BR.	LARICE SABBIA	CROMATO	br. white	sand larch	chromed																																																																																																									
900	WENGÉ	WENGÉ	CROMATO	wenge	wenge	chromed																																																																																																									
940	BIANCO BR.	WENGÉ	CROMATO	br. white	wenge	chromed																																																																																																									



ELEMENTI COMPONENTI PER TAVOLI RIUNIONE PROF. CM 120 CON PIANI IN LEGNO

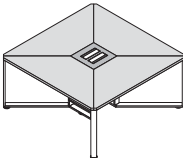
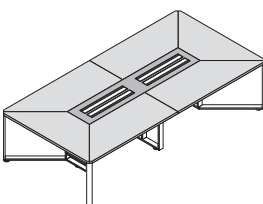
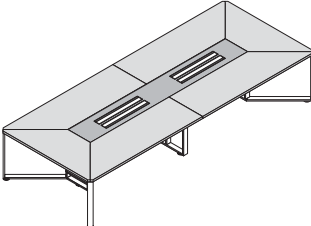
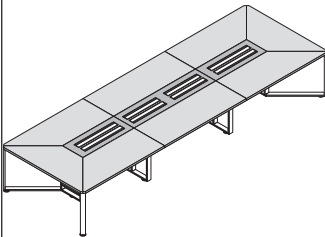
modular elements for meeting tables depth 120 cms with wooden tops

DESCRIZIONE description	L w	CODICE code	KG	M ³	COLLI	PREZZO price	(*) CODICE FINITURA (* finish code)
MODULO TERMINALE SINGOLO PROF. CM 120 (DX o SX) <i>single terminal module depth 120 cms (right or left)</i>  L.120 x p.120 x H.75							
MODULO CENTRALE PROF. CM 120 <i>central module depth 120 cms</i>  L.120 x p.120 x H.75							
GAMBA CENTRALE PER PIANI PROF. CM 120 <i>central leg for tops depth 120 cms</i>  L.7 x p.70 x H.72							

PER UTILIZZO VEDI SCHEMA PAG.14
 fact-sheet , please see page 14

TAVOLI RIUNIONE PROF. CM 160 CON PIANI IN LEGNO

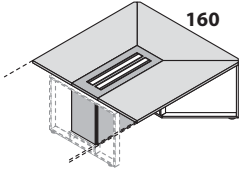
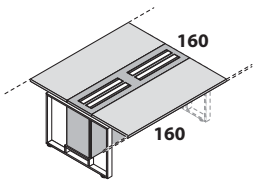
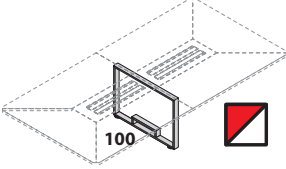
meeting tables depth 160 cms with wooden tops

DESCRIZIONE description	L w	CODICE code	KG	M ³	COLLI	PREZZO price	(*) CODICE FINITURA (* finish code)
TAVOLO RIUNIONE QUADRATO L.160x160 squared meeting table w 160x160 cms 		GAMBE VERNICIATE painted legs					
	L.160	146 548 (*)	144	0,399	12	€ 1.971,00	
		GAMBE CROMATE chromed legs					
L.160	146 648 (*)	144	0,399	12	€ 3.401,00		
L.160 x p.160 x H.75							VERSIONE LEGNO (GAMBE VERNICIATE) wooden version (painted legs)
TAVOLO RIUNIONE RETTANGOLARE L.320x160 rectangular meeting table w 320x160 cms 		GAMBE VERNICIATE painted legs					(*)
	L.320	146 549 (*)	262	0,759	20	€ 3.633,00	PIANO CONTENITORE WIRE- MANAGER E INSERTO CENTRALE
		GAMBE CROMATE chromed legs					GAMBE top wire-manager container and central top legs
L.320	146 649 (*)	262	0,759	20	€ 5.272,00		130 NOCE BALI NOCE BALI ANTRACITE bali walnut bali walnut anthracite 267 TEAK SAMOA TEAK SAMOA ANTRACITE samoa teak samoa teak anthracite 752 FRASSINO BROWN FRASSINO BROWN ANTRACITE brown ash brown ash anthracite 812 OLMO GREY OLMO GREY ANTRACITE grey elm grey elm anthracite 852 FRASSINO BROWN STONE GREY STONE GREY brown ash stone grey stone grey 867 TEAK SAMOA STONE GREY STONE GREY samoa teak stone grey stone grey
L.320 x p.160 x H.75							VERSIONE LEGNO (GAMBE CROMATE) wooden version (chromed legs)
TAVOLO RIUNIONE RETTANGOLARE L.400x160 rectangular meeting table w 400x160 cms 		GAMBE VERNICIATE painted legs					(*)
	L.400	146 550 (*)	305	0,898	20	€ 4.085,00	PIANO CONTENITORE WIRE- MANAGER E INSERTO CENTRALE
		GAMBE CROMATE chromed legs					GAMBE top wire-manager container and central top legs
L.400	146 650 (*)	305	0,898	20	€ 5.724,00		290 ROVERE AFRO ROVERE AFRO CROMATO african oak african oak chromed 400 BIANCO BR. BIANCO BR. CROMATO br. white br. white chromed 412 OLMO GREY BIANCO BR. CROMATO grey elm br. white chromed 470 LARICE MOKA BIANCO BR. CROMATO moka larch br. white chromed 490 WENGÉ BIANCO BR. CROMATO wenge br. white chromed 700 LARICE MOKA LARICE MOKA CROMATO moka larch moka larch chromed 752 FRASSINO BROWN FRASSINO BROWN CROMATO brown ash brown ash chromed 800 LARICE SABBIA LARICE SABBIA CROMATO sand larch sand larch chromed 840 BIANCO BR. LARICE SABBIA CROMATO br. white sand larch chromed 900 WENGÉ WENGÉ CROMATO wenge wenge chromed 940 BIANCO BR. WENGÉ CROMATO br. white wenge chromed
L.400 x p.160 x H.75							
TAVOLO RIUNIONE RETTANGOLARE L.480x160 rectangular meeting table w 480x160 cms 		GAMBE VERNICIATE painted legs					
	L.480	146 551 (*)	380	1,123	29	€ 5.399,00	
		GAMBE CROMATE chromed legs					
L.480	146 651 (*)	380	1,123	29	€ 7.247,00		
L.480 x p.160 x H.75							



ELEMENTI COMPONENTI PER TAVOLI RIUNIONE PROF. CM 160 CON PIANI IN LEGNO

modular elements for meeting tables depth 160 cms with wooden tops

DESCRIZIONE <i>description</i>	L <i>w</i>	CODICE <i>code</i>	KG	M ³	COLLI	PREZZO <i>price</i>	(*) CODICE FINITURA <i>(*) finish code</i>
MODULO TERMINALE SINGOLO PROF. CM 160 (DX o SX) <i>single terminal module depth 160 cms (right or left)</i>	L.160	GAMBE VERNCIATE <i>Painted legs</i>		128,5	0,344	10	€ 1.722,00
		146	552 (*)				
	L.160	GAMBE CROMATE <i>Chromed legs</i>		128,5	0,344	10	€ 2.437,00
		146	652 (*)				
L.160 x p.160 x H.75							
MODULO CENTRALE PROF. CM 160 <i>central module depth 160 cms</i>	L.160	GAMBE VERNCIATE <i>Painted legs</i>		115	0,363	8	€ 1.753,00
		146	554 (*)				
	L.160	GAMBE CROMATE <i>Chromed legs</i>		115	0,363	8	€ 1.962,00
		146	654 (*)				
L.160 x p.160 x H.75							
GAMBA CENTRALE PER PIANI PROF. CM 160 <i>central leg for tops depth 160 cms</i>		GAMBE VERNCIATE <i>Painted legs</i>		8	0,069	1	€ 202,00
		146	585 (*)				
		GAMBE CROMATE <i>Chromed legs</i>		8	0,069	1	€ 411,00
		146	685 (*)				
L.7 x p.100 x H.72							
VERSIONE LEGNO (GAMBE VERNCIATE) <i>wooden version (painted legs)</i>							
(*)	PIANO	CONTENITORE WIRE-MANAGER E INSERTO CENTRALE	GAMBE	top	wire-manager container and central top	legs	
130	NOCE BALI	NOCE BALI	ANTRACITE	bali walnut	bali walnut	anthracite	
267	TEAK SAMOA	TEAK SAMOA	ANTRACITE	samoa teak	samoa teak	anthracite	
752	FRASSINO BROWN	FRASSINO BROWN	ANTRACITE	brown ash	brown ash	anthracite	
812	OLMO GREY	OLMO GREY	ANTRACITE	grey elm	grey elm	anthracite	
852	FRASSINO BROWN	STONE GREY	STONE GREY	brown ash	stone grey	stone grey	
867	TEAK SAMOA	STONE GREY	STONE GREY	samoa teak	stone grey	stone grey	
VERSIONE LEGNO (GAMBE CROMATE) <i>wooden version (chromed legs)</i>							
(*)	PIANO	CONTENITORE WIRE-MANAGER E INSERTO CENTRALE	GAMBE	top	wire-manager container and central top	legs	
290	ROVERE AFRO	ROVERE AFRO	CROMATO	african oak	african oak	chromed	
400	BIANCO BR.	BIANCO BR.	CROMATO	br. white	br. white	chromed	
412	OLMO GREY	BIANCO BR.	CROMATO	grey elm	br. white	chromed	
470	LARICE MOKA	BIANCO BR.	CROMATO	moka larch	br. white	chromed	
490	WENGÉ	BIANCO BR.	CROMATO	wenge	br. white	chromed	
700	LARICE MOKA	LARICE MOKA	CROMATO	moka larch	moka larch	chromed	
752	FRASSINO BROWN	FRASSINO BROWN	CROMATO	brown ash	brown ash	chromed	
800	LARICE SABBIA	LARICE SABBIA	CROMATO	sand larch	sand larch	chromed	
840	BIANCO BR.	LARICE SABBIA	CROMATO	br. white	sand larch	chromed	
900	WENGÉ	WENGÉ	CROMATO	wenge	wenge	chromed	
940	BIANCO BR.	WENGÉ	CROMATO	br. white	wenge	chromed	
(*)	GAMBA		leg				
555	ANTRACITE		anthracite				
844	STONE GREY		stone grey				
(*)	GAMBA		leg				
000	CROMATO		chromed				

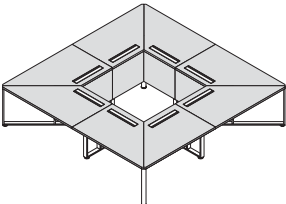
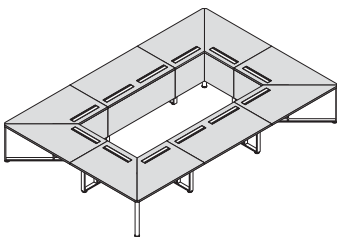
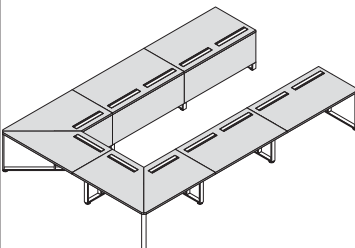
PER UTILIZZO VEDI SCHEMA PAG.14
fact-sheet , please see page 14

I MEET



TAVOLI RIUNIONE PROF. CM 320 CON PIANI IN LEGNO

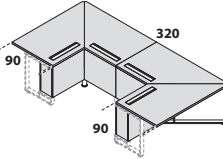
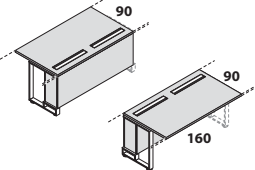
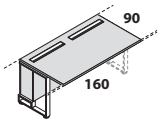
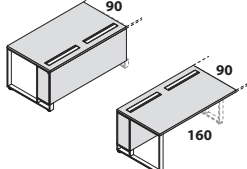
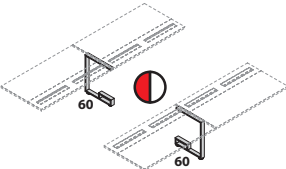
meeting tables depth 320 cms with wooden tops

DESCRIZIONE description	L w	CODICE code	KG	M ³	COLLI	PREZZO price	(*) CODICE FINITURA (*) finish code
TAVOLO RIUNIONE QUADRATO L.320x320 squared meeting table w 320x320 cms  L.320 x p.320 x H.75		GAMBE VERNICIATE painted legs					
	L.320	146 556 (*)	462	1,839	44	€ 6.574,00	
		GAMBE CROMATE chromed legs					
	L.320	146 656 (*)	462	1,839	44	€ 9.054,00	
TAVOLO RIUNIONE RETTANGOLARE L.480x320 rectangular meeting table w 480x320 cms  L.480 x p.320 x H.75		GAMBE VERNICIATE painted legs					
	L.480	146 558 (*)	622	2,300	54	€ 8.585,00	
		GAMBE CROMATE chromed legs					
	L.480	146 658 (*)	622	2,300	54	€ 11.405,00	
TAVOLO RIUNIONE RETTANGOLARE L.480x320 rectangular meeting table w 480x320 cms  L.480 x p.320 x H.75		GAMBE VERNICIATE painted legs					
	L.480	146 559 (*)	558	1,905	43	€ 7.433,00	
		GAMBE CROMATE chromed legs					
	L.480	146 659 (*)	558	1,905	43	€ 10.095,00	
							VERSIONE LEGNO (GAMBE VERNICIATE) wooden version (painted legs)
	(*)	PIANO E CONTENITORE WIRE-MANAGER	GAMBE	top and wire-manager container	legs		
	130	NOCE BALI	ANTRACITE	balı walnut	anthracite		
	267	TEAK SAMOA	ANTRACITE	samoā teak	anthracite		
	752	FRASSINO BROWN	ANTRACITE	brown ash	anthracite		
	812	OLMO GREY	ANTRACITE	grey elm	anthracite		
							VERSIONE LEGNO (GAMBE CROMATE) wooden version (chromed legs)
	(*)	PIANO E CONTENITORE WIRE-MANAGER	GAMBE	top and wire-manager container	legs		
	290	ROVERE AFRO	CROMATO	african oak	chromed		
	400	BIANCO BR.	CROMATO	br. white	chromed		
	700	LARICE MOKA	CROMATO	moka larch	chromed		
	752	FRASSINO BROWN	CROMATO	brown ash	chromed		
	800	LARICE SABBIA	CROMATO	sand larch	chromed		
	900	WENGÉ	CROMATO	wenge	chromed		



ELEMENTI COMPONENTI PER TAVOLI RIUNIONE PROF. CM 320 CON PIANI IN LEGNO

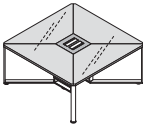
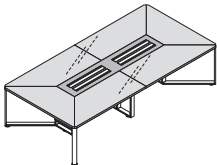
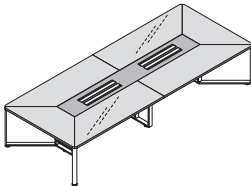
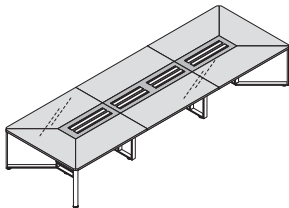
modular elements for meeting tables depth 320 cms with wooden tops

DESCRIZIONE description	L w	CODICE code	KG	M ³	COLLI	PREZZO price	(*) CODICE FINITURA (*) finish code	
MODULO TERMINALE DOPPIO PROF. CM 320 double terminal module depth 320 cms  L.160 x p.320 x H.75		GAMBE VERNICIATE painted legs						
	L.160	146 560 (*)	227	0,913	22	€ 3.193,00		
		GAMBE CROMATE chromed legs						
	L.160	146 660 (*)	227	0,913	22	€ 4.367,00		
KIT 2 MODULI CENTRALI PROF. CM 90 kit of 2 central modules depth 90 cms  L.160 x p.90 x H.75		GAMBE VERNICIATE painted legs					VERSIONE LEGNO (GAMBE VERNICIATE) wooden version (painted legs)	
	L.160	146 562 (*)	160	0,461	10	€ 2.011,00	(*)	PIANO E CONTENITORE WIRE-MANAGER GAMBE top and wire-manager container legs
		GAMBE CROMATE chromed legs						
	L.160	146 662 (*)	160	0,461	10	€ 2.351,00	130	NOCE BALI ANTRACITE bali walnut anthracite
							267	TEAK SAMOA ANTRACITE samoa teak anthracite
							752	FRASSINO BROWN ANTRACITE brown ash anthracite
							812	OLMO GREY ANTRACITE grey elm anthracite
KIT 1 MODULO CENTRALE PROF. CM 90 kit of 1 central module depth 90 cms  L.160 x p.90 x H.75		GAMBE VERNICIATE painted legs					VERSIONE LEGNO (GAMBE CROMATE) wooden version (chromed legs)	
	L.160	146 564 (*)	81	0,252	6	€ 1.015,00	(*)	PIANO E CONTENITORE WIRE-MANAGER GAMBE top and wire-manager container legs
		GAMBE CROMATE chromed legs						
	L.160	146 664 (*)	81	0,252	6	€ 1.289,00	290	ROVERE AFRO CROMATO african oak chromed
							400	BIANCO BR. CROMATO br. white chromed
							700	LARICE MOKA CROMATO moka larch chromed
							752	FRASSINO BROWN CROMATO brown ash chromed
							800	LARICE SABBIA CROMATO sand larch chromed
							900	WENGÉ CROMATO wenge chromed
KIT 2 MODULI TERMINALI PROF. CM 90 kit of 2 terminal modules depth 90 cms  L.160 x p.90 x H.75		GAMBE VERNICIATE painted legs						
	L.160	146 566 (*)	162	0,483	10	€ 2.025,00		
		GAMBE CROMATE chromed legs						
	L.160	146 666 (*)	162	0,483	10	€ 2.833,00		
KIT 2 GAMBE CENTRALI PER PIANI PROF. CM 90 kit of 2 central metal legs for tops depth 90 cms  L.7 x p.60 x H.72		GAMBE VERNICIATE painted legs					(*)	
		146 586 (*)	9	0,046	1	€ 204,00	555	GAMBA leg ANTRACITE anthracite
		GAMBE CROMATE chromed legs						
		146 686 (*)	9	0,046	1	€ 544,00	(*)	
							000	GAMBA leg CROMATO chromed

PER UTILIZZO VEDI SCHEMA PAG.14
fact-sheet , please see page 14

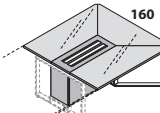
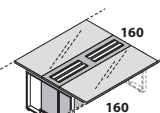
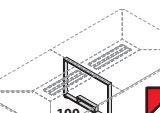
TAVOLI RIUNIONE PROF. CM 160 CON PIANI IN VETRO

meeting tables depth 160 cms with glass tops

DESCRIZIONE description	L w	CODICE code	KG	M ³	COLLI	PREZZO price	(*) CODICE FINITURA (* finish code)																																																																																																																																																																								
TAVOLO RIUNIONE QUADRATO L.160x160 squared meeting table w 160x160 cms 	L.160	GAMBE VERNICIATE painted legs	159,6	0,406	12	€ 3.507,00																																																																																																																																																																									
		146 518 (*)																																																																																																																																																																													
L.160 x p.160 x H.75	L.160	GAMBE CROMATE chromed legs	159,6	0,406	12	€ 4.937,00																																																																																																																																																																									
		146 618 (*)																																																																																																																																																																													
TAVOLO RIUNIONE RETTANGOLARE L.320x160 rectangular meeting table w 320x160 cms 	L.320	GAMBE VERNICIATE painted legs	283,2	0,772	20	€ 5.993,00																																																																																																																																																																									
		146 519 (*)																																																																																																																																																																													
L.320 x p.160 x H.75	L.320	GAMBE CROMATE chromed legs	283,2	0,772	20	€ 7.632,00																																																																																																																																																																									
		146 619 (*)																																																																																																																																																																													
TAVOLO RIUNIONE RETTANGOLARE L.400x160 rectangular meeting table w 400x160 cms 	L.400	GAMBE VERNICIATE painted legs	335	0,917	20	€ 6.685,00																																																																																																																																																																									
		146 520 (*)																																																																																																																																																																													
L.400 x p.160 x H.75	L.400	GAMBE CROMATE chromed legs	335	0,917	20	€ 8.324,00																																																																																																																																																																									
		146 620 (*)																																																																																																																																																																													
TAVOLO RIUNIONE RETTANGOLARE L.480x160 rectangular meeting table w 480x160 cms 	L.480	GAMBE VERNICIATE painted legs	408,8	1,149	29	€ 8.363,00																																																																																																																																																																									
		146 521 (*)																																																																																																																																																																													
L.480 x p.160 x H.75	L.480	GAMBE CROMATE chromed legs	408,8	1,149	29	€ 10.211,00																																																																																																																																																																									
		146 621 (*)																																																																																																																																																																													
							VERSIONE VETRO (GAMBE VERNICIATE) glass version (painted legs)																																																																																																																																																																								
							<table border="1"> <thead> <tr> <th>(*)</th> <th>PIANO</th> <th>CONTENITORE WIRE-MANAGER E INSERTO CENTRALE</th> <th>GAMBE</th> <th>top</th> <th>wire-manager container and central top</th> <th>legs</th> </tr> </thead> <tbody> <tr> <td>132</td> <td>TORTORA</td> <td>NOCE BALI</td> <td>ANTRACITE</td> <td>grey beige</td> <td>bali walnut</td> <td>anthracite</td> </tr> <tr> <td>262</td> <td>TORTORA</td> <td>TEAK SAMOA</td> <td>ANTRACITE</td> <td>grey beige</td> <td>samoa teak</td> <td>anthracite</td> </tr> <tr> <td>702</td> <td>TORTORA</td> <td>FRASSINO BROWN</td> <td>ANTRACITE</td> <td>grey beige</td> <td>brown ash</td> <td>anthracite</td> </tr> <tr> <td>802</td> <td>TORTORA</td> <td>OLMO GREY</td> <td>ANTRACITE</td> <td>grey beige</td> <td>grey elm</td> <td>anthracite</td> </tr> </tbody> </table>	(*)	PIANO	CONTENITORE WIRE-MANAGER E INSERTO CENTRALE	GAMBE	top	wire-manager container and central top	legs	132	TORTORA	NOCE BALI	ANTRACITE	grey beige	bali walnut	anthracite	262	TORTORA	TEAK SAMOA	ANTRACITE	grey beige	samoa teak	anthracite	702	TORTORA	FRASSINO BROWN	ANTRACITE	grey beige	brown ash	anthracite	802	TORTORA	OLMO GREY	ANTRACITE	grey beige	grey elm	anthracite																																																																																																																																					
(*)	PIANO	CONTENITORE WIRE-MANAGER E INSERTO CENTRALE	GAMBE	top	wire-manager container and central top	legs																																																																																																																																																																									
132	TORTORA	NOCE BALI	ANTRACITE	grey beige	bali walnut	anthracite																																																																																																																																																																									
262	TORTORA	TEAK SAMOA	ANTRACITE	grey beige	samoa teak	anthracite																																																																																																																																																																									
702	TORTORA	FRASSINO BROWN	ANTRACITE	grey beige	brown ash	anthracite																																																																																																																																																																									
802	TORTORA	OLMO GREY	ANTRACITE	grey beige	grey elm	anthracite																																																																																																																																																																									
							VERSIONE VETRO (GAMBE CROMATE) glass version (chromed legs)																																																																																																																																																																								
							<table border="1"> <thead> <tr> <th>(*)</th> <th>PIANO</th> <th>CONTENITORE WIRE-MANAGER E INSERTO CENTRALE</th> <th>GAMBE</th> <th>top</th> <th>wire-manager container and central top</th> <th>legs</th> </tr> </thead> <tbody> <tr> <td>291</td> <td>NERO</td> <td>ROVERE AFRO CROMATO</td> <td>CROMATO</td> <td>black</td> <td>african oak</td> <td>chromed</td> </tr> <tr> <td>292</td> <td>TORTORA</td> <td>ROVERE AFRO CROMATO</td> <td>CROMATO</td> <td>grey beige</td> <td>african oak</td> <td>chromed</td> </tr> <tr> <td>294</td> <td>ROSSO RUBINO</td> <td>ROVERE AFRO CROMATO</td> <td>CROMATO</td> <td>ruby red</td> <td>african oak</td> <td>chromed</td> </tr> <tr> <td>295</td> <td>PISTACCHIO</td> <td>ROVERE AFRO CROMATO</td> <td>CROMATO</td> <td>pistachio</td> <td>african oak</td> <td>chromed</td> </tr> <tr> <td>410</td> <td>NERO</td> <td>BIANCO BR. CROMATO</td> <td>CROMATO</td> <td>black</td> <td>br. white</td> <td>chromed</td> </tr> <tr> <td>472</td> <td>TORTORA</td> <td>BIANCO BR. CROMATO</td> <td>CROMATO</td> <td>grey beige</td> <td>br. white</td> <td>chromed</td> </tr> <tr> <td>474</td> <td>ROSSO RUBINO</td> <td>BIANCO BR. CROMATO</td> <td>CROMATO</td> <td>ruby red</td> <td>br. white</td> <td>chromed</td> </tr> <tr> <td>475</td> <td>PISTACCHIO</td> <td>BIANCO BR. CROMATO</td> <td>CROMATO</td> <td>pistachio</td> <td>br. white</td> <td>chromed</td> </tr> <tr> <td>762</td> <td>TORTORA</td> <td>FRASSINO BROWN</td> <td>CROMATO</td> <td>grey beige</td> <td>brown ash</td> <td>chromed</td> </tr> <tr> <td>764</td> <td>ROSSO RUBINO</td> <td>FRASSINO BROWN</td> <td>CROMATO</td> <td>ruby red</td> <td>brown ash</td> <td>chromed</td> </tr> <tr> <td>765</td> <td>PISTACCHIO</td> <td>FRASSINO BROWN</td> <td>CROMATO</td> <td>pistachio</td> <td>brown ash</td> <td>chromed</td> </tr> <tr> <td>710</td> <td>NERO</td> <td>LARICE MOKA CROMATO</td> <td>CROMATO</td> <td>black</td> <td>moka larch</td> <td>chromed</td> </tr> <tr> <td>772</td> <td>TORTORA</td> <td>LARICE MOKA CROMATO</td> <td>CROMATO</td> <td>grey beige</td> <td>moka larch</td> <td>chromed</td> </tr> <tr> <td>774</td> <td>ROSSO RUBINO</td> <td>LARICE MOKA CROMATO</td> <td>CROMATO</td> <td>ruby red</td> <td>moka larch</td> <td>chromed</td> </tr> <tr> <td>775</td> <td>PISTACCHIO</td> <td>LARICE MOKA CROMATO</td> <td>CROMATO</td> <td>pistachio</td> <td>moka larch</td> <td>chromed</td> </tr> <tr> <td>810</td> <td>NERO</td> <td>LARICE SABBIA CROMATO</td> <td>CROMATO</td> <td>black</td> <td>sand larch</td> <td>chromed</td> </tr> <tr> <td>872</td> <td>TORTORA</td> <td>LARICE SABBIA CROMATO</td> <td>CROMATO</td> <td>grey beige</td> <td>sand larch</td> <td>chromed</td> </tr> <tr> <td>874</td> <td>ROSSO RUBINO</td> <td>LARICE SABBIA CROMATO</td> <td>CROMATO</td> <td>ruby red</td> <td>sand larch</td> <td>chromed</td> </tr> <tr> <td>875</td> <td>PISTACCHIO</td> <td>LARICE SABBIA CROMATO</td> <td>CROMATO</td> <td>pistachio</td> <td>sand larch</td> <td>chromed</td> </tr> <tr> <td>910</td> <td>NERO</td> <td>WENGÉ CROMATO</td> <td>CROMATO</td> <td>black</td> <td>wenge</td> <td>chromed</td> </tr> <tr> <td>972</td> <td>TORTORA</td> <td>WENGÉ CROMATO</td> <td>CROMATO</td> <td>grey beige</td> <td>wenge</td> <td>chromed</td> </tr> <tr> <td>974</td> <td>ROSSO RUBINO</td> <td>WENGÉ CROMATO</td> <td>CROMATO</td> <td>ruby red</td> <td>wenge</td> <td>chromed</td> </tr> <tr> <td>975</td> <td>PISTACCHIO</td> <td>WENGÉ CROMATO</td> <td>CROMATO</td> <td>pistachio</td> <td>wenge</td> <td>chromed</td> </tr> </tbody> </table>	(*)	PIANO	CONTENITORE WIRE-MANAGER E INSERTO CENTRALE	GAMBE	top	wire-manager container and central top	legs	291	NERO	ROVERE AFRO CROMATO	CROMATO	black	african oak	chromed	292	TORTORA	ROVERE AFRO CROMATO	CROMATO	grey beige	african oak	chromed	294	ROSSO RUBINO	ROVERE AFRO CROMATO	CROMATO	ruby red	african oak	chromed	295	PISTACCHIO	ROVERE AFRO CROMATO	CROMATO	pistachio	african oak	chromed	410	NERO	BIANCO BR. CROMATO	CROMATO	black	br. white	chromed	472	TORTORA	BIANCO BR. CROMATO	CROMATO	grey beige	br. white	chromed	474	ROSSO RUBINO	BIANCO BR. CROMATO	CROMATO	ruby red	br. white	chromed	475	PISTACCHIO	BIANCO BR. CROMATO	CROMATO	pistachio	br. white	chromed	762	TORTORA	FRASSINO BROWN	CROMATO	grey beige	brown ash	chromed	764	ROSSO RUBINO	FRASSINO BROWN	CROMATO	ruby red	brown ash	chromed	765	PISTACCHIO	FRASSINO BROWN	CROMATO	pistachio	brown ash	chromed	710	NERO	LARICE MOKA CROMATO	CROMATO	black	moka larch	chromed	772	TORTORA	LARICE MOKA CROMATO	CROMATO	grey beige	moka larch	chromed	774	ROSSO RUBINO	LARICE MOKA CROMATO	CROMATO	ruby red	moka larch	chromed	775	PISTACCHIO	LARICE MOKA CROMATO	CROMATO	pistachio	moka larch	chromed	810	NERO	LARICE SABBIA CROMATO	CROMATO	black	sand larch	chromed	872	TORTORA	LARICE SABBIA CROMATO	CROMATO	grey beige	sand larch	chromed	874	ROSSO RUBINO	LARICE SABBIA CROMATO	CROMATO	ruby red	sand larch	chromed	875	PISTACCHIO	LARICE SABBIA CROMATO	CROMATO	pistachio	sand larch	chromed	910	NERO	WENGÉ CROMATO	CROMATO	black	wenge	chromed	972	TORTORA	WENGÉ CROMATO	CROMATO	grey beige	wenge	chromed	974	ROSSO RUBINO	WENGÉ CROMATO	CROMATO	ruby red	wenge	chromed	975	PISTACCHIO	WENGÉ CROMATO	CROMATO	pistachio	wenge	chromed
(*)	PIANO	CONTENITORE WIRE-MANAGER E INSERTO CENTRALE	GAMBE	top	wire-manager container and central top	legs																																																																																																																																																																									
291	NERO	ROVERE AFRO CROMATO	CROMATO	black	african oak	chromed																																																																																																																																																																									
292	TORTORA	ROVERE AFRO CROMATO	CROMATO	grey beige	african oak	chromed																																																																																																																																																																									
294	ROSSO RUBINO	ROVERE AFRO CROMATO	CROMATO	ruby red	african oak	chromed																																																																																																																																																																									
295	PISTACCHIO	ROVERE AFRO CROMATO	CROMATO	pistachio	african oak	chromed																																																																																																																																																																									
410	NERO	BIANCO BR. CROMATO	CROMATO	black	br. white	chromed																																																																																																																																																																									
472	TORTORA	BIANCO BR. CROMATO	CROMATO	grey beige	br. white	chromed																																																																																																																																																																									
474	ROSSO RUBINO	BIANCO BR. CROMATO	CROMATO	ruby red	br. white	chromed																																																																																																																																																																									
475	PISTACCHIO	BIANCO BR. CROMATO	CROMATO	pistachio	br. white	chromed																																																																																																																																																																									
762	TORTORA	FRASSINO BROWN	CROMATO	grey beige	brown ash	chromed																																																																																																																																																																									
764	ROSSO RUBINO	FRASSINO BROWN	CROMATO	ruby red	brown ash	chromed																																																																																																																																																																									
765	PISTACCHIO	FRASSINO BROWN	CROMATO	pistachio	brown ash	chromed																																																																																																																																																																									
710	NERO	LARICE MOKA CROMATO	CROMATO	black	moka larch	chromed																																																																																																																																																																									
772	TORTORA	LARICE MOKA CROMATO	CROMATO	grey beige	moka larch	chromed																																																																																																																																																																									
774	ROSSO RUBINO	LARICE MOKA CROMATO	CROMATO	ruby red	moka larch	chromed																																																																																																																																																																									
775	PISTACCHIO	LARICE MOKA CROMATO	CROMATO	pistachio	moka larch	chromed																																																																																																																																																																									
810	NERO	LARICE SABBIA CROMATO	CROMATO	black	sand larch	chromed																																																																																																																																																																									
872	TORTORA	LARICE SABBIA CROMATO	CROMATO	grey beige	sand larch	chromed																																																																																																																																																																									
874	ROSSO RUBINO	LARICE SABBIA CROMATO	CROMATO	ruby red	sand larch	chromed																																																																																																																																																																									
875	PISTACCHIO	LARICE SABBIA CROMATO	CROMATO	pistachio	sand larch	chromed																																																																																																																																																																									
910	NERO	WENGÉ CROMATO	CROMATO	black	wenge	chromed																																																																																																																																																																									
972	TORTORA	WENGÉ CROMATO	CROMATO	grey beige	wenge	chromed																																																																																																																																																																									
974	ROSSO RUBINO	WENGÉ CROMATO	CROMATO	ruby red	wenge	chromed																																																																																																																																																																									
975	PISTACCHIO	WENGÉ CROMATO	CROMATO	pistachio	wenge	chromed																																																																																																																																																																									

ELEMENTI COMPONENTI PER TAVOLI RIUNIONE PROF. CM 160 CON PIANI IN VETRO

modular elements for meeting tables depth 160 cms with glass tops

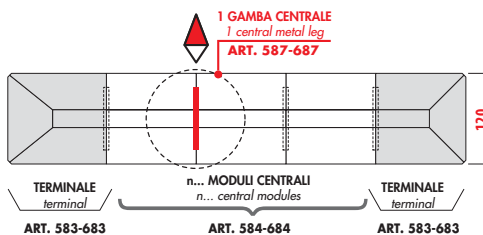
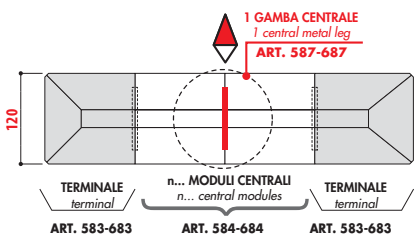
DESCRIZIONE description	L w	CODICE code	KG	M ³	COLLI	PREZZO price	(*) CODICE FINITURA (*) finish code	
MODULO TERMINALE SINGOLO PROF. CM 160 (DX o SX) <i>single terminal module depth 160 cms (right or left)</i>  L.160 x p.160 x H.75							VERSIONE VETRO (GAMBE VERNICIATE) <i>glass version (painted legs)</i>	
							(*) PIANO CONTENITORE WIRE-MANAGER E INSERTO CENTRALE GAMBE top wire- manager container and central top legs	
							132 TORTORA NOCE BALI ANTRACITE grey beige bali walnut anthracite	
							262 TORTORA TEAK SAMOA ANTRACITE grey beige samoa teak anthracite	
							702 TORTORA FRASSINO BROWN ANTRACITE grey beige brown ash anthracite	
							802 TORTORA OLMO GREY ANTRACITE grey beige grey elm anthracite	
							VERSIONE VETRO (GAMBE CROMATE) <i>glass version (chromed legs)</i>	
							(*) PIANO CONTENITORE WIRE- MANAGER E INSERTO CENTRALE GAMBE top wire- manager container and central top legs	
							291 NERO ROVERE AFRO CROMATO black african oak chromed	
							292 TORTORA ROVERE AFRO CROMATO grey beige african oak chromed	
						294 ROSSO RUBINO ROVERE AFRO CROMATO ruby red african oak chromed		
						295 PISTACCHIO ROVERE AFRO CROMATO pistachio african oak chromed		
						410 NERO BIANCO BR. CROMATO black br. white chromed		
						472 TORTORA BIANCO BR. CROMATO grey beige br. white chromed		
						474 ROSSO RUBINO BIANCO BR. CROMATO ruby red br. white chromed		
						475 PISTACCHIO BIANCO BR. CROMATO pistachio br. white chromed		
						762 TORTORA FRASSINO BROWN CROMATO grey beige brown ash chromed		
						764 ROSSO RUBINO FRASSINO BROWN CROMATO ruby red brown ash chromed		
						765 PISTACCHIO FRASSINO BROWN CROMATO pistachio brown ash chromed		
						710 NERO LARICE MOKA CROMATO black moka larch chromed		
						772 TORTORA LARICE MOKA CROMATO grey beige moka larch chromed		
						774 ROSSO RUBINO LARICE MOKA CROMATO ruby red moka larch chromed		
						775 PISTACCHIO LARICE MOKA CROMATO pistachio moka larch chromed		
						810 NERO LARICE SABBIA CROMATO black sand larch chromed		
						872 TORTORA LARICE SABBIA CROMATO grey beige sand larch chromed		
						874 ROSSO RUBINO LARICE SABBIA CROMATO ruby red sand larch chromed		
						875 PISTACCHIO LARICE SABBIA CROMATO pistachio sand larch chromed		
						910 NERO WENGÉ CROMATO black wenge chromed		
						972 TORTORA WENGÉ CROMATO grey beige wenge chromed		
						974 ROSSO RUBINO WENGÉ CROMATO ruby red wenge chromed		
						975 PISTACCHIO WENGÉ CROMATO pistachio wenge chromed		
MODULO CENTRALE PROF. CM 160 <i>central module depth 160 cms</i>  L.160 x p.160 x H.75								
GAMBA CENTRALE PER PIANI PROF. CM 160 <i>central leg for tops depth 160 cms</i>  L.7 x p.100 x H.72								
PER UTILIZZO VEDI SCHEMA PAG.14 fact-sheet , please see page 14								

SCHEMA DI UTILIZZO ELEMENTI COMPONENTI PER TAVOLI RIUNIONE

modular elements for meeting tables fact-sheet

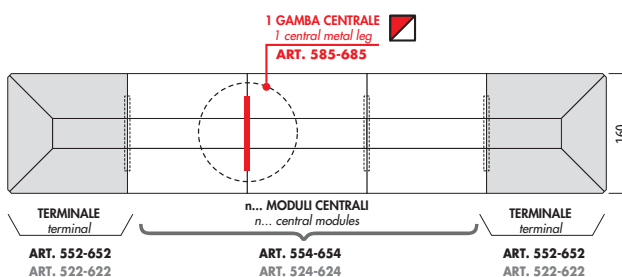
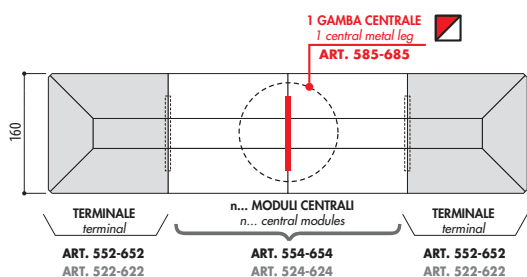
AGGREGAZIONE DI 2 TERMINALI + n... MODULI CENTRALI junction of 2 terminals + n...central modules

COMPLETARE SEMPRE LE COMPOSIZIONI CON 1 GAMBA CENTRALE ART.587-687
to be always completed by with 1 central metal leg art.587-687



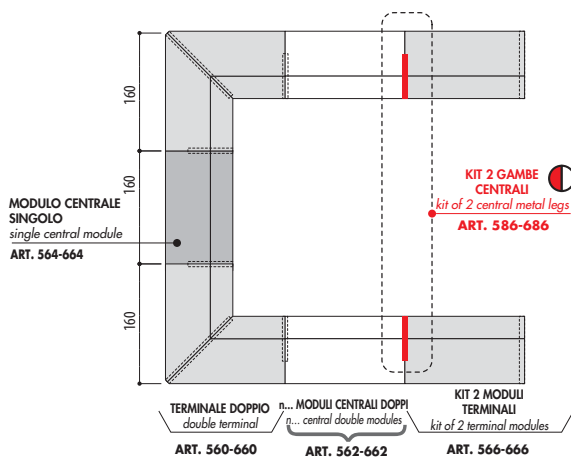
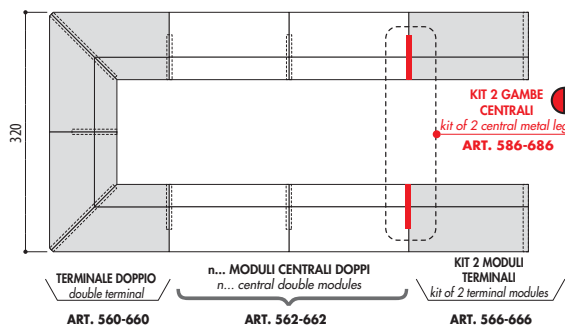
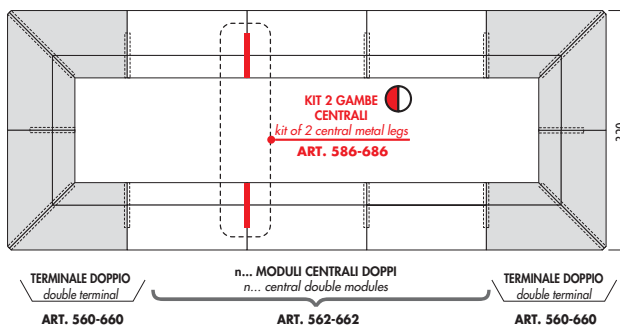
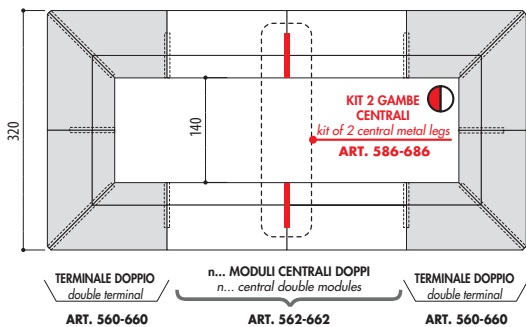
AGGREGAZIONE DI 2 TERMINALI + n... MODULI CENTRALI junction of 2 terminals + n...central modules




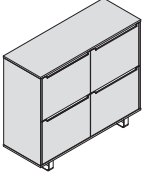
COMPLETARE SEMPRE LE COMPOSIZIONI CON 1 GAMBA CENTRALE ART.585-685
to be always completed by with 1 central metal leg art.585-685



AGGREGAZIONE DI TERMINALI + n... MODULI CENTRALI DOPPI junction of 2 terminals + n...double central modules

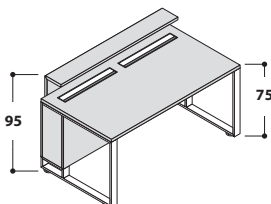
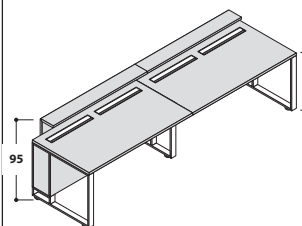
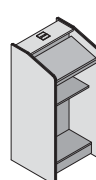
COMPLETARE SEMPRE LE COMPOSIZIONI CON 1 KIT 2 GAMBE CENTRALI ART.586-686
to be always completed by with 1 kit of 2 central metal legs art.586-686



CONTROMOBILE credenza										
DESCRIZIONE <i>description</i>	L <i>w</i>	CODICE <i>code</i>	KG 	M ³ 	COLLI 	PREZZO <i>price</i>	(*) CODICE FINITURA <i>(*) finish code</i>			
<p>CONTROMOBILE CON 4 ANTE LEGNO <i>credenza with 4 wooden doors</i></p> <p>NEW</p>  <p>L.124 x p.46,1 x H.108,7</p>							(GAMBE VERNICIATE) <i>(painted legs)</i>			
	(*)	ELEMENTI ESTERNI	STRUTTURA INTERNA	GAMBE	<i>external elements</i>	<i>internal structure</i>	<i>legs</i>			
	130	NOCE BALI	ANTRACITE	ANTRACITE	<i>bali walnut</i>	<i>anthracite</i>	<i>anthracite</i>			
	267	TEAK SAMOA	ANTRACITE	ANTRACITE	<i>samoa teak</i>	<i>anthracite</i>	<i>anthracite</i>			
	752	FRASSINO BROWN	ANTRACITE	ANTRACITE	<i>brown ash</i>	<i>anthracite</i>	<i>anthracite</i>			
	812	OLMO GREY	ANTRACITE	ANTRACITE	<i>grey elm</i>	<i>anthracite</i>	<i>anthracite</i>			
	852	FRASSINO BROWN	ANTRACITE	STONE GREY	<i>brown ash</i>	<i>anthracite</i>	<i>stone grey</i>			
	867	TEAK SAMOA	ANTRACITE	STONE GREY	<i>samoa teak</i>	<i>anthracite</i>	<i>stone grey</i>			
							(GAMBE CROMATE) <i>(chromed legs)</i>			
	(*)	ELEMENTI ESTERNI	STRUTTURA INTERNA	GAMBE	<i>external elements</i>	<i>internal structure</i>	<i>legs</i>			
	290	ROVERE AFRO	ANTRACITE	CROMATO	<i>african oak</i>	<i>anthracite</i>	<i>chromed</i>			
	400	BIANCO BR.	BIANCO BR.	CROMATO	<i>br. white</i>	<i>br. white</i>	<i>chromed</i>			
	412	OLMO GREY	BIANCO BR.	CROMATO	<i>grey elm</i>	<i>br. white</i>	<i>chromed</i>			
	470	LARICE MOKA	BIANCO BR.	CROMATO	<i>moka larch</i>	<i>br. white</i>	<i>chromed</i>			
	490	WENGÉ	BIANCO BR.	CROMATO	<i>wenge</i>	<i>br. white</i>	<i>chromed</i>			
	700	LARICE MOKA	ANTRACITE	CROMATO	<i>moka larch</i>	<i>anthracite</i>	<i>chromed</i>			
	752	FRASSINO BROWN	ANTRACITE	CROMATO	<i>brown ash</i>	<i>anthracite</i>	<i>chromed</i>			
	800	LARICE SABBIA	BIANCO BR.	CROMATO	<i>sand larch</i>	<i>br. white</i>	<i>chromed</i>			
	900	WENGÉ	ANTRACITE	CROMATO	<i>wenge</i>	<i>anthracite</i>	<i>chromed</i>			
	L.124	GAMBE VERNICIATE <i>painted legs</i>		105	0,282	8	€ 990,00			
L.124	GAMBE CROMATE <i>chromed legs</i>		105	0,282	8	€ 1.080,00				

COMPLEMENTI DI ARREDO

accessories

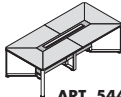
DESCRIZIONE <i>description</i>	L w	CODICE <i>code</i>	KG	M ³	COLLI	PREZZO <i>price</i>	(*) CODICE FINITURA <i>(*) finish code</i>
CATTEDRA SINGOLA <i>single conference desk</i>  L.160 x p.91 x H.75-95	L.160	GAMBE VERNICIATE <i>painted legs</i>	111	0,340	7	€ 1.445,00	VERSIONE LEGNO (GAMBE VERNICIATE) <i>wooden version (painted legs)</i>
		146 568 (*)					
CATTEDRA DOPPIA <i>double conference desk</i>  L.320 x p.91 x H.75-95	L.320	GAMBE VERNICIATE <i>painted legs</i>	214	0,644	12	€ 2.776,00	VERSIONE LEGNO (GAMBE CROMATE) <i>wooden version (chromed legs)</i>
		146 569 (*)					
LEGGIO <i>lectern</i>  L.59,4 x p.54,8 x H.126,2	L.59,4	GAMBE CROMATE <i>chromed legs</i>	59	0,151	3	€ 742,00	VERSIONE LEGNO (GAMBE CROMATE) <i>wooden version (chromed legs)</i>
		146 668 (*)					
							(*)
							ELEMENTI ESTERNI
							STRUTTURA INTERNA
							<i>external elements</i>
							<i>internal structure</i>
							400
							BIANCO BR.
							BIANCO BR.
							<i>br. white</i>
							<i>br. white</i>
							800
							LARICE SABBIA
							BIANCO BR.
							<i>sand larch</i>
							<i>br. white</i>
							130
							NOCE BALI
							ANTRACITE
							<i>bali walnut</i>
							<i>anthracite</i>
							267
							TEAK SAMOA
							ANTRACITE
							<i>samoia teak</i>
							<i>anthracite</i>
							290
							ROVERE AFRO
							ANTRACITE
							<i>african oak</i>
							<i>anthracite</i>
							700
							LARICE MOKA
							ANTRACITE
							<i>moka larch</i>
							<i>anthracite</i>
							752
							FRASSINO BROWN
							ANTRACITE
							<i>brown ash</i>
							<i>anthracite</i>
							812
							OLMO GREY
							ANTRACITE
							<i>grey elm</i>
							<i>anthracite</i>
							900
							WENGÉ
							ANTRACITE
							<i>wenge</i>
							<i>anthracite</i>

DIMENSIONI
dimensions

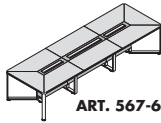
prof. cm 120
(depth 120 cms)



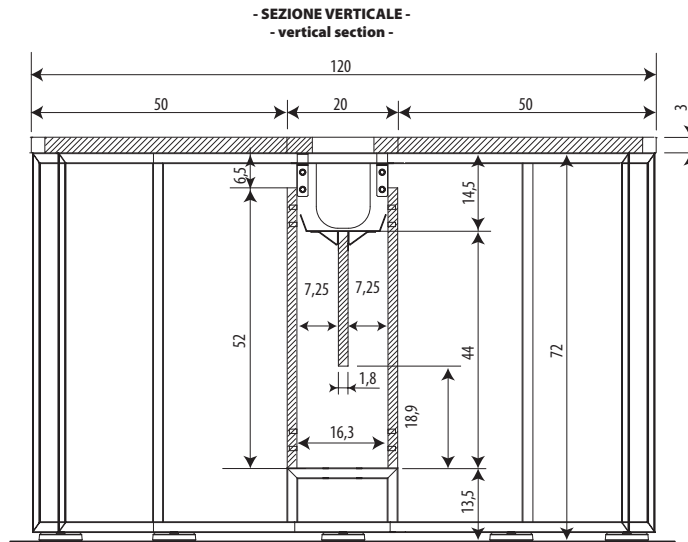
ART. 514-614



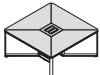
ART. 544-644



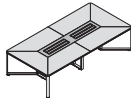
ART. 567-667



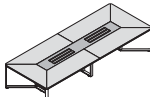
prof. cm 160
(depth 160 cms)



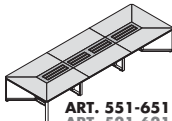
ART. 548-648
ART. 518-618



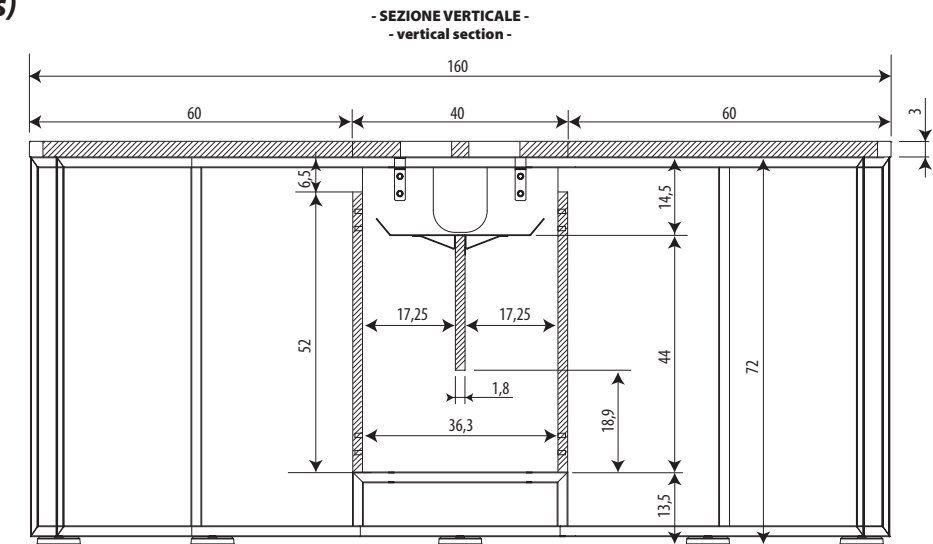
ART. 549-649
ART. 519-619



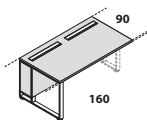
ART. 550-650
ART. 520-620



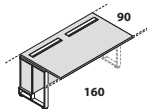
ART. 551-651
ART. 521-621



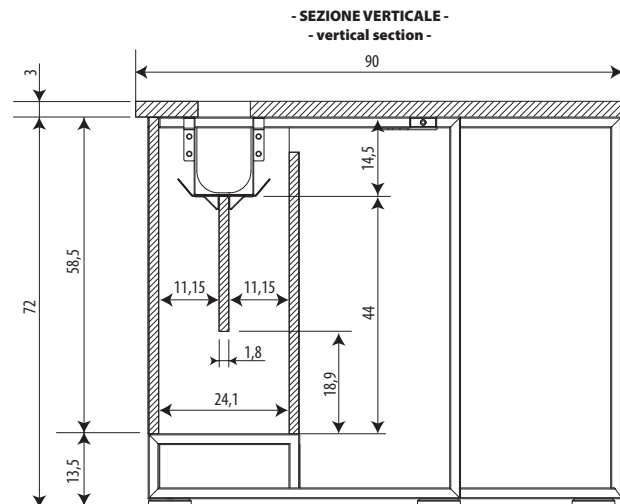
prof. cm 90
(depth 90 cms)



MODULI TERMINALI
terminal modules



MODULI CENTRALI
central modules



I MEET

DESCRIZIONE TECNICA

TAVOLI RIUNIONE I-MEET

PIANI:

Disponibili in due tipologie:

A) – Piani in legno : realizzati con pannelli in fibre di legno tipo MDF sp. 30 mm rivestiti con 3d-foil, con angoli smussati. Sono disponibili nei colori: OLMO GREY 12, NOCE BALI 30, WENGÉ' 45, FRASSINO BROWN 52, ROVERE AFRO 61, TEAK SAMOA 67, BIANCO BR. 69, LARICE SABBIA 85, LARICE MOKA 86.

B) – Piani in VETRO : realizzati in lastra temperata di sp. 12 mm retro-laccati a filo lucido con angoli smussati.

Il fissaggio alla struttura avviene tramite placche di acciaio incollate sul lato interno del piano stesso

Sono disponibili nei colori: NERO 10, TORTORA 72, ROSSO RUBINO 74, PISTACCHIO 75.

TOP ACCESS

Realizzato in alluminio estruso , dotato di sportellino con apertura a ribalta per l'accesso al sottostante vano wire-manager oltre all'apertura passacavi lineare con spazzolino parapolvere nero. Disponibile nelle finiture in abbinamento alla struttura metallica: verniciato antracite, verniciato stone grey ed anodizzato effetto cromo lucido satinato.

GAMBE BASAMENTO METALLICO :

Realizzate con tubolare di acciaio sez. 70x20mm, disponibili in due versioni

A)– Verniciate a polveri epossidiche nei colori ANTRACITE, STONE GREY.

B)– Cromato lucido

Piedini regolabili diametro 60 mm finitura Cromo, Antracite, Stone grey.

Le gambe terminali e centrali , sono combinabili fra loro e consentono l'aggregazione di vari moduli idonei a configurare molteplici tipologie di tavoli di forma quadrata o rettangolare che ne consentono l'utilizzo in sale di piccola e media riunione così come per grandi sale consigliari.

STRUTTURA METALLICA ORIZZONTALE

Struttura costituita da travi di irrigidimento in tubolare sez. 50x20mm verniciate a polveri epossidiche nel colore ARGENTO, ANTRACITE, STONE GREY. La struttura è pre-forata per il fissaggio delle viti dei piani.

Il montaggio con le gambe basamento avviene con connessioni metalliche rapide dotate di viti coniche.

CONTENITORE WIRE MANAGEMENT SOTTOPIANO

Struttura realizzata con pannelli in fibre di legno tipo MDF, sp. mm 18 rivestiti con 3d-foil, disponibile nei colori: OLMO GREY 12, NOCE BALI 30, WENGÉ' 45, FRASSINO BROWN 52, ROVERE AFRO 61, TEAK SAMOA 67, BIANCO BR. 69, LARICE SABBIA 85, LARICE MOKA 86, STONE GREY 44.

Il contenitore wire-manager è un vano dedicato all'alloggiamento delle salite ed agli sviluppi lineari dei cablaggi e delle eventuali dotazioni tecniche supplementari a corredo del tavolo.

Al suo interno è alloggiato un pannello trasversale per l'irrigidimento della struttura realizzato in particelle di legno sp. mm 18, sul quale è ancorato il canale portacavi idoneo al posizionamento delle dotazioni tecniche (prese schuko, prese fonia e dati) oltre alle eccedenze dei cavi .

Al contenitore Wire management si accede direttamente dal piano di lavoro tramite il top access oppure lateralmente al contenitore stesso tramite l'apertura a scatto del pannello.

CONTROMOBILE

La struttura interna è realizzata con pannelli di particelle di legno di spessore mm 18 nobilitati in melaminico, rifiniti perimetralmente con bordo melaminico di spessore mm 0,4 in tinta con la superficie.

Tutti gli elementi a vista: base, top, fianchi finali, ante e schiena sono realizzati con pannelli in MDF spessore mm 18 rivestiti con 3D-FOIL.

La struttura interna è di colore ANTRACITE 55 oppure BIANCO BR.69 ed è abbinata alle finiture: OLMO GREY 12, NOCE BALI 30, WENGÉ' 45, FRASSINO BROWN 52, ROVERE AFRO 61, TEAK SAMOA 67, BIANCO BR. 69, LARICE SABBIA 85, LARICE MOKA 86.

Le ante sono dotate di maniglia orizzontale CROMATA o verniciata a polveri epossidiche nei colori: ANTRACITE e STONE GREY.

Il mobile appoggia su una struttura metallica costituita da una trave centrale e due gambe ad anello realizzati con tubolare sezione 25 x 50 x 1,5 mm e lamiera metallica spess. mm 6 pressopiegata.

La struttura metallica è disponibile nella versione CROMATA o verniciata a polveri epossidiche nei colori: ANTRACITE e STONE GREY.

LEGGIO

Struttura realizzata con pannelli di particelle di legno sp. 18 mm , nobilitati in melaminico, rifiniti perimetralmente con bordo melaminico sp. 0,4mm in tinta con la superficie, disponibile nelle versioni colori : BIANCO BR. 69 e ANTRACITE 55.

Tutti gli elementi a vista, pannello frontale, mensola superiore e fianchi sono realizzati con pannelli in MDF rivestiti con 3D-FOIL. Pannello frontale e mensola sono di spessore mm.18, i fianchi sono di spessore mm.25, rivestiti su entrambi i lati e rifiniti perimetralmente con filetto decorativo effetto cromo. Sulla mensola , sulla schiena interna e sulla base sono inseriti passacavi in plastica per il passaggio del cablaggio in tinta con la struttura. Le parti rivestite in 3D-FOIL sono disponibili nelle finiture: OLMO GREY 12, NOCE BALI 30, WENGÉ' 45, FRASSINO BROWN 52, ROVERE AFRO 61, TEAK SAMOA 67, BIANCO BR. 69, LARICE SABBIA 85, LARICE MOKA 86.

La struttura interna colore BIANCO BR.69 è abbinata alle finiture: BIANCO BR. 69, LARICE SABBIA 85.

La struttura interna colore ANTRACITE 55 è abbinata alle finiture: OLMO GREY 12, NOCE BALI 30, WENGÉ' 45, FRASSINO BROWN 52, ROVERE AFRO 61, TEAK SAMOA 67, LARICE MOKA 86.

CARATTERISTICHE FISICO-MECCANICHE DEI PANNELLI DI PARTICELLE DI LEGNO DI SPESSORE mm 18 NOBILITATI IN MELAMINICO:		
DESCRIZIONE	VALORE MINIMO	NORMA DI RIFERIMENTO
Massa volumica	650 Kg / m ³ ± 10%	UNI EN 323 :1994
Umidità relativa	5 - 13%	UNI EN 322 :1994
Tolleranza spessore	± 0,3 mm	UNI EN 324-1/1994
Rigonfiamento a 24 ore	15%	UNI EN 317 :1994
Distacco strati esterni	0,8 Mpa	UNI EN 311 :2003
Flessione statica	16 Mpa	UNI EN 310 :1994
Modulo di elasticità	1600 Mpa	UNI EN 310 :1994
Estrazione viti sui bordi	> 400 N	UNI EN 320 :1994
Contenuto di formaldeide	≤ a 3,5 mg H ₂ CO (m ² x h)	UNI EN ISO 12460 - 3:2015

Emesso da Ufficio Tecnico
LAS MOBILI
Data ultima revisione:
GENNAIO 2020

I MEET

TECHNICAL DESCRIPTION

MEETING TABLE I-MEET

SURFACES:

Available in two types:

A) – Wood surfaces : made with MDF panels 30 mm thick covered with 3d-foil, with smooth angles. Available in the following colours: GREY ELM 12, BALI WALNUT 30, WENGE 45, BROWN ASH 52, AFRICAN OAK 61, SAMOA TEAK 67, BR. WHITE 69, SAND LARCH 85, MOKA LARCH 86.

B) – Glass surfaces : made in tempered plate 12 mm thick polished wire rear-lacquered with smooth angles. The structure is fixed with two steel brackets stuck on the inside of the surface Available in the following colours: BLACK 10, GREY BEIGE 72, RUBY RED 74, PISTACHIO 75.

TOP ACCESS

Made in extruded aluminium, equipped with flap opening door to access wire-manager bay underneath as well as the linear cable path opening with black dust seal brush.

Available in finishes in combination with metallic structure: painted anthracite, painted stone grey and anodized with satin polished chrome effect.

METAL BASE LEGS :

Made with 70x20mm steel tubular, available in two versions:

A)– ANTHRACITE, STONE GREY epoxy dust painted

B)– Chrome polished

60 mm diameter adjustable feet.

The end and middle legs are compatible between them and enable the aggregation of various modules suitable for the configuration of multiple types of round or rectangular tables used for small and medium meeting rooms as well as board rooms.

HORIZONTAL METAL STRUCTURE

Structure made with stiffening beams in 50x20mm tubular painted with epoxy dust in colours: SILVER, ANTHRACITE, STONE GREY. The structure is pre-perforated for fixing the surface screws. The base legs assembling is carried out with fast metal connections equipped with taper screws.

SUBSTAGE WIRE MANAGEMENT CONTAINER

Made with (MDF) fibreboard panels 18 mm thick covered with 3d-foil, available in the following colours: GREY ELM 12, BALI WALNUT 30, WENGE 45, BROWN ASH 52, AFRICAN OAK 61, SAMOA TEAK 67, BR. WHITE 69, SAND LARCH 85, MOKA LARCH 86, STONE GREY 44.

It is a bay for housing the climbings and the cable linear developments and any table supplementary technical equipment kit.

Inside is a transversal panel for stiffening the structure made of 18 mm thick wooden particles, on which the cable holder is anchored, ideal for positioning the technical equipment (schuko sockets, speech and data sockets) as well as excess cables .

Access to the Wire management container is gained directly from the work surface through the top access or at the side of the container, through the panel trigger opening.

CREDENZA

Structure made of particleboard panels 18 mm thick, melamine faced. The melamine edge 0.4 mm thick in the same colour as the surface is applied on the perimeter.

All visible elements: base, top, final side panels, doors and back panel are made of MDF 18mm thick. covered with 3D-FOIL.

The internal structure is in colour ANTHRACITE 55 or BR.WHITE 69, it's matched with : GREY ELM 12, BALI WALNUT 30, WENGE 45, BROWN ASH 52, AFRICAN OAK 61, SAMOA TEAK 67, BR. WHITE 69, SAND LARCH 85, MOKA LARCH 86.

The doors are equipped with a CHROMED horizontal handle or epoxy powder coated in the following colors: ANTHRACITE and STONE GREY.

The credenza rests on a metal structure consisting of a central beam and two ring-shaped legs made of tubular section 25 x 50 x1,5 mm and metal sheet 6 mm thick. The metal structure is available in CHROME or epoxy powder coated in the colors: ANTHRACITE and STONE GREY.

LECTERN

Structure made of particleboard panels 18 mm thick, melamine faced. The melamine edge 0.4 mm thick in the same colour as the surface is applied on the perimeter. Available colours: BR.WHITE 69 and ANTHRACITE 55.

All visible elements, the front panel, top shelf and sides are made of MDF covered with 3D-FOIL. The front panel and the shelf are 18 mm thick, the sides are 25mm thick. They are coated on both sides. On the perimeter they are refined with a decorative thread with chrome effect. Plastic cable-ways are fitted on the shelf, on the inside back and on the base. The 3D-foil coated parts are available in the following colours: GREY ELM 12, BALI WALNUT 30, WENGE 45, BROWN ASH 52, AFRICAN OAK 61, SAMOA TEAK 67, BR. WHITE 69, SAND LARCH 85, MOKA LARCH 86.

The BR. WHITE 69 internal structure is matched with : BR. WHITE 69 and SAND LARCH 85.

The ANTHRACITE 55 internal structure is matched with: GREY ELM 12, BALI WALNUT 30, WENGE 45, BROWN ASH 52, AFRICAN OAK 61, SAMOA TEAK 67, MOKA LARCH 86.

PHYSICAL-MECHANICAL CHARACTERISTICS OF 18 MM THICK PARTICLEBOARD PANELS, MELAMINE-FACED:		
DESCRIPTION	MINIMUM VALUE	STANDARD NUMBERS
Volume Mass	650 Kg / m ³ ± 10%	UNI EN 323 :1994
Relative Humidity	5 - 13%	UNI EN 322 :1994
Thickness Allowance	± 0,3 mm	UNI EN 324-1/1994
24 hour Swelling	15%	UNI EN 317 :1994
External Surfaces Detachment	0,8 Mpa	UNI EN 311 :2003
Static Flexure	16 Mpa	UNI EN 310 :1994
Elastic Modulus	1600 Mpa	UNI EN 310 :1994
Edge Screws Extraction	> 400 N	UNI EN 320 :1994
Formaldehyde Content	≤ a 3,5 mg H ₂ CO (m ² x h)	UNI EN ISO 12460 - 3:2015

Released by the Technical Office
of LAS MOBILI
last revision date:
JANUARY 2020

INDICE DEI CODICI
codes index

* = INDICARE IL CODICE FINITURA
= complete with finish code

INDICE DEI CODICI / codes index
Mod. I-MEET

CODICE code	DESCRIZIONE description	NOTE notes	GAMBE legs	PAG. page	PREZZO price
146 514 *	TAVOLO RIUNIONE QUADRATO L.120 X p.120 squared meeting table w 120 x d 120 cms	VERSIONE LEGNO wooden version	GAMBE VERNICIATE painted legs	6	€ 1.355,00
146 518 *	TAVOLO RIUNIONE QUADRATO L.160 X p.160 squared meeting table w 160 x d 160 cms	VERSIONE VETRO glass version	GAMBE VERNICIATE painted legs	12	€ 3.507,00
146 519 *	TAVOLO RIUNIONE RETTANGOLARE L.320 X p.160 rectangular meeting table w 320 x d 160 cms	VERSIONE VETRO glass version	GAMBE VERNICIATE painted legs	12	€ 5.993,00
146 520 *	TAVOLO RIUNIONE RETTANGOLARE L.400 X p.160 rectangular meeting table w 400 x d 160 cms	VERSIONE VETRO glass version	GAMBE VERNICIATE painted legs	12	€ 6.685,00
146 521 *	TAVOLO RIUNIONE RETTANGOLARE L.480 X p.160 rectangular meeting table w 480 x d 160 cms	VERSIONE VETRO glass version	GAMBE VERNICIATE painted legs	12	€ 8.363,00
146 522 *	MODULO TERMINALE SINGOLO PROF.160 (DX O SX) single terminal module depth 160 cms (right or left)	VERSIONE VETRO glass version	GAMBE VERNICIATE painted legs	13	€ 2.902,00
146 524 *	MODULO CENTRALE L.160 X p.160 central module w 160 x d 160 cms	VERSIONE VETRO glass version	GAMBE VERNICIATE painted legs	13	€ 2.357,00
146 544 *	TAVOLO RIUNIONE RETTANGOLARE L.240 X p.120 rectangular meeting table w 240 x d 120 cms	VERSIONE LEGNO wooden version	GAMBE VERNICIATE painted legs	6	€ 2.393,00
146 548 *	TAVOLO RIUNIONE QUADRATO L.160 X p.160 squared meeting table w 160 x d 160 cms	VERSIONE LEGNO wooden version	GAMBE VERNICIATE painted legs	8	€ 1.971,00
146 549 *	TAVOLO RIUNIONE RETTANGOLARE L.320 X p.160 rectangular meeting table w 320 x d 160 cms	VERSIONE LEGNO wooden version	GAMBE VERNICIATE painted legs	8	€ 3.633,00
146 550 *	TAVOLO RIUNIONE RETTANGOLARE L.400 X p.160 rectangular meeting table w 400 x d 160 cms	VERSIONE LEGNO wooden version	GAMBE VERNICIATE painted legs	8	€ 4.085,00
146 551 *	TAVOLO RIUNIONE RETTANGOLARE L.480 X p.160 rectangular meeting table w 480 x d 160 cms	VERSIONE LEGNO wooden version	GAMBE VERNICIATE painted legs	8	€ 5.399,00
146 552 *	MODULO TERMINALE SINGOLO PROF.160 (DX O SX) single terminal module depth 160 cms (right or left)	VERSIONE LEGNO wooden version	GAMBE VERNICIATE painted legs	9	€ 1.722,00
146 554 *	MODULO CENTRALE L.160 X p.160 central module w 160 x d 160 cms	VERSIONE LEGNO wooden version	GAMBE VERNICIATE painted legs	9	€ 1.753,00
146 556 *	TAVOLO RIUNIONE QUADRATO L.320 X p.320 squared meeting table w 320 x d 320 cms	VERSIONE LEGNO wooden version	GAMBE VERNICIATE painted legs	10	€ 6.574,00
146 558 *	TAVOLO RIUNIONE RETTANGOLARE L.480 X p.320 rectangular meeting table w 480 x d 320 cms	VERSIONE LEGNO wooden version	GAMBE VERNICIATE painted legs	10	€ 8.585,00
146 559 *	TAVOLO RIUNIONE RETTANGOLARE L.480 X p.320 rectangular meeting table w 480 x d 320 cms	VERSIONE LEGNO wooden version	GAMBE VERNICIATE painted legs	10	€ 7.433,00
146 560 *	MODULO TERMINALE DOPPIO PROF.320 double terminal module depth 320 cms	VERSIONE LEGNO wooden version	GAMBE VERNICIATE painted legs	11	€ 3.193,00
146 562 *	KIT 2 MODULI CENTRALI L.160 X p.90 kit of 2 central modules w 160 x d 90 cms	VERSIONE LEGNO wooden version	GAMBE VERNICIATE painted legs	11	€ 2.011,00
146 564 *	KIT 1 MODULO CENTRALE L.160 X p.90 kit of 1 central module w 160 x d 90 cms	VERSIONE LEGNO wooden version	GAMBE VERNICIATE painted legs	11	€ 1.015,00
146 566 *	KIT 2 MODULI TERMINALI L.160 X p.90 kit of 2 terminal modules w 160 x d 90 cms	VERSIONE LEGNO wooden version	GAMBE VERNICIATE painted legs	11	€ 2.025,00
146 567 *	TAVOLO RIUNIONE RETTANGOLARE L.360 X p.120 rectangular meeting table w 360 x d 160 cms	VERSIONE LEGNO wooden version	GAMBE VERNICIATE painted legs	6	€ 3.415,00
146 568 *	CATTEDRA SINGOLA single conference desk	VERSIONE LEGNO wooden version	GAMBE VERNICIATE painted legs	16	€ 1.445,00
146 569 *	CATTEDRA DOPPIA double conference desk	VERSIONE LEGNO wooden version	GAMBE VERNICIATE painted legs	16	€ 2.776,00
146 571 *	LEGGIO lectern			16	€ 742,00
146 573 *	CONTROMOBILE CON 4 ANTE LEGNO credenza with 4 wooden doors		GAMBE VERNICIATE painted legs	15	€ 990,00
146 574 *	CONTROMOBILE CON 4 ANTE LEGNO credenza with 4 wooden doors		GAMBE CROMATE chromed legs	15	€ 1.080,00
146 583 *	MODULO TERMINALE SINGOLO PROF.120 (DX O SX) single terminal module depth 120 cms (right or left)	VERSIONE LEGNO wooden version	GAMBE VERNICIATE painted legs	7	€ 1.099,00
146 584 *	MODULO CENTRALE L.120 X p.120 central module w 120 x d 120 cms	VERSIONE LEGNO wooden version	GAMBE VERNICIATE painted legs	7	€ 1.024,00
146 585 *	GAMBA CENTRALE PER PIANI PROF.160 central leg for tops depth 160 cms		GAMBE VERNICIATE painted legs	9-13	€ 202,00
146 586 *	KIT 2 GAMBE CENTRALI PER PIANI PROF. CM 90 kit of 2 central metal legs for tops depth 90 cms		GAMBE VERNICIATE painted legs	11	€ 204,00
146 587 *	GAMBA CENTRALE PER PIANI PROF.120 central leg for tops depth 120 cms		GAMBE VERNICIATE painted legs	7	€ 193,00
146 614 *	TAVOLO RIUNIONE QUADRATO L.120 X p.120 squared meeting table w 120 x d 120 cms	VERSIONE LEGNO wooden version	GAMBE CROMATE chromed legs	6	€ 2.677,00
146 618 *	TAVOLO RIUNIONE QUADRATO L.160 X p.160 squared meeting table w 160 x d 160 cms	VERSIONE VETRO glass version	GAMBE CROMATE chromed legs	12	€ 4.937,00
146 619 *	TAVOLO RIUNIONE RETTANGOLARE L.320 X p.160 rectangular meeting table w 320 x d 160 cms	VERSIONE VETRO glass version	GAMBE CROMATE chromed legs	12	€ 7.632,00
146 620 *	TAVOLO RIUNIONE RETTANGOLARE L.400 X p.160 rectangular meeting table w 400 x d 160 cms	VERSIONE VETRO glass version	GAMBE CROMATE chromed legs	12	€ 8.324,00

* = INDICARE IL CODICE FINITURA
= complete with finish code

INDICE DEI CODICI / codes index
Mod. I-MEET

CODICE code	DESCRIZIONE description	NOTE notes	GAMBE legs	PAG. page	PREZZO price
146 621 *	TAVOLO RIUNIONE RETTANGOLARE L.480 X p.160 rectangular meeting table w 480 x d 160 cms	VERSIONE VETRO glass version	GAMBE CROMATE chromed legs	12	€ 10.211,00
146 622 *	MODULO TERMINALE SINGOLO PROF.160 (DX O SX) single terminal module depth 160 cms (right or left)	VERSIONE VETRO glass version	GAMBE CROMATE chromed legs	13	€ 3.617,00
146 624 *	MODULO CENTRALE L.160 X p.160 central module w 160 x d 160 cms	VERSIONE VETRO glass version	GAMBE CROMATE chromed legs	13	€ 2.566,00
146 644 *	TAVOLO RIUNIONE RETTANGOLARE L.240 X p.120 rectangular meeting table w 240 x d 120 cms	VERSIONE LEGNO wooden version	GAMBE CROMATE chromed legs	6	€ 3.929,00
146 648 *	TAVOLO RIUNIONE QUADRATO L.160 X p.160 squared meeting table w 160 x d 160 cms	VERSIONE LEGNO wooden version	GAMBE CROMATE chromed legs	8	€ 3.401,00
146 649 *	TAVOLO RIUNIONE RETTANGOLARE L.320 X p.160 rectangular meeting table w 320 x d 160 cms	VERSIONE LEGNO wooden version	GAMBE CROMATE chromed legs	8	€ 5.272,00
146 650 *	TAVOLO RIUNIONE RETTANGOLARE L.400 X p.160 rectangular meeting table w 400 x d 160 cms	VERSIONE LEGNO wooden version	GAMBE CROMATE chromed legs	8	€ 5.724,00
146 651 *	TAVOLO RIUNIONE RETTANGOLARE L.480 X p.160 rectangular meeting table w 480 x d 160 cms	VERSIONE LEGNO wooden version	GAMBE CROMATE chromed legs	8	€ 7.247,00
146 652 *	MODULO TERMINALE SINGOLO PROF.160 (DX O SX) single terminal module depth 160 cms (right or left)	VERSIONE LEGNO wooden version	GAMBE CROMATE chromed legs	9	€ 2.437,00
146 654 *	MODULO CENTRALE L.160 X p.160 central module w 160 x d 160 cms	VERSIONE LEGNO wooden version	GAMBE CROMATE chromed legs	9	€ 1.962,00
146 656 *	TAVOLO RIUNIONE QUADRATO L.320 X p.320 squared meeting table w 320 x d 320 cms	VERSIONE LEGNO wooden version	GAMBE CROMATE chromed legs	10	€ 9.054,00
146 658 *	TAVOLO RIUNIONE RETTANGOLARE L.480 X p.320 rectangular meeting table w 480 x d 320 cms	VERSIONE LEGNO wooden version	GAMBE CROMATE chromed legs	10	€ 11.405,00
146 659 *	TAVOLO RIUNIONE RETTANGOLARE L.480 X p.320 rectangular meeting table w 480 x d 320 cms	VERSIONE LEGNO wooden version	GAMBE CROMATE chromed legs	10	€ 10.095,00
146 660 *	MODULO TERMINALE DOPPIO PROF.320 double terminal module depth 320 cms	VERSIONE LEGNO wooden version	GAMBE CROMATE chromed legs	11	€ 4.367,00
146 662 *	KIT 2 MODULI CENTRALI L.160 X p.90 kit of 2 central modules w 160 x d 90 cms	VERSIONE LEGNO wooden version	GAMBE CROMATE chromed legs	11	€ 2.351,00
146 664 *	KIT 1 MODULO CENTRALE L.160 X p.90 kit of 1 central module w 160 x d 90 cms	VERSIONE LEGNO wooden version	GAMBE CROMATE chromed legs	11	€ 1.289,00
146 666 *	KIT 2 MODULI TERMINALI L.160 X p.90 kit of 2 terminal modules w 160 x d 90 cms	VERSIONE LEGNO wooden version	GAMBE CROMATE chromed legs	11	€ 2.833,00
146 667 *	TAVOLO RIUNIONE RETTANGOLARE L.360 X p.120 rectangular meeting table w 360 x d 120 cms	VERSIONE LEGNO wooden version	GAMBE CROMATE chromed legs	6	€ 5.165,00
146 668 *	CATTEDRA SINGOLA single conference desk	VERSIONE LEGNO wooden version	GAMBE CROMATE chromed legs	16	€ 2.253,00
146 669 *	CATTEDRA DOPPIA double conference desk	VERSIONE LEGNO wooden version	GAMBE CROMATE chromed legs	16	€ 3.858,00
146 683 *	MODULO TERMINALE SINGOLO PROF.120 (DX O SX) single terminal module depth 120 cms (right or left)	VERSIONE LEGNO wooden version	GAMBE CROMATE chromed legs	7	€ 1.760,00
146 684 *	MODULO CENTRALE L.120 X p.120 central module w 120 x d 120 cms	VERSIONE LEGNO wooden version	GAMBE CROMATE chromed legs	7	€ 1.238,00
146 685 *	GAMBA CENTRALE PER PIANI PROF.160 central leg for tops depth 160 cms		GAMBE CROMATE chromed legs	9-13	€ 411,00
146 686 *	KIT 2 GAMBE CENTRALI PER PIANI PROF. CM 90 kit of 2 central metal legs for tops depth 90 cms		GAMBE CROMATE chromed legs	11	€ 544,00
146 687 *	GAMBA CENTRALE PER PIANI PROF.120 central leg for tops depth 120 cms		GAMBE CROMATE chromed legs	7	€ 407,00

I MEET