

MODULO

With 8 different adjoinable worktop shapes and a range of sizes, MODULO offers multiple combinations with which to furnish your meeting spaces. Highly functional, this range integrates power and data management solutions that allow for discreet channelling of cables, along with direct desktop connectivity.





Modular & functional

Melamine worktops
30 or 38 mm thick

Centred top access housing
and cable trough for the storing
of cables on elliptical worktops

Worktops with pre-cut openings
for top access housings, on
rectangular and curved desks



3 TYPES OF LEG DESIGN



Panel
legs






Circular section
metal leg
(with height-adjustment mechanism)



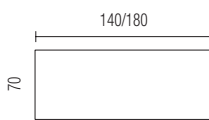
Square section
metal leg

FINISHES & PRODUCT OVERVIEW

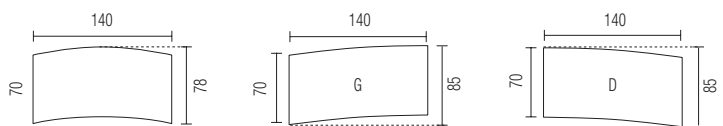
<p>3 choices of melamine finish for 38 mm thick worktops and panel legs (+ top)</p>	 <p>RI Light oak</p> <p>RL Amber walnut</p> <p>MT Royal brown oak</p> <p style="writing-mode: vertical-rl; transform: rotate(180deg);">FROM STOCK</p>
<p>2 choices of melamine finish for 30 mm thick worktops and panel legs (+ top)</p>	 <p>MG Snow white</p> <p>RI Light oak</p> <p style="writing-mode: vertical-rl; transform: rotate(180deg);">FROM STOCK</p>
<p>2 choices of metal finish for legs (+ fin.)</p>	 <p>SO White</p> <p>SA Aluminium grey</p> <p style="writing-mode: vertical-rl; transform: rotate(180deg);">FROM STOCK</p>

ON REQUEST: allow 6 weeks

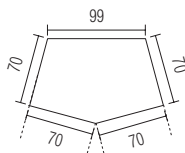
Rectangular worktop



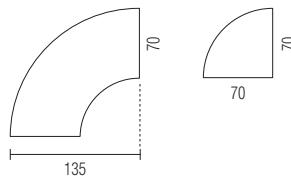
Curved worktop



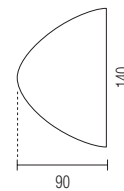
Trapeziform worktop



Corner angle worktops





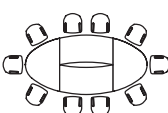
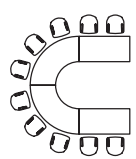
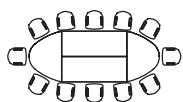
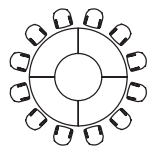
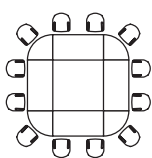
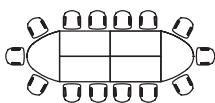
Elliptical worktop



PRICES

Price excl. taxes: **From stock** **On request**

MEETING TABLES WITH WORKTOPS 38 MM THICK

		Worktops WITHOUT opening for top-access		Worktops WITH opening for top-access Supplied with a cable trough 	
		Ref.	Price excl. tax	Ref.	Price excl. tax
10 people					
Oval table - W. 320 x D. 140 cm - 2 rectangular worktops W. 140 cm + 2 elliptical worktops					
	Panel legs	6 065 301 + top + top	€ 2050	6 065 343 + top + top	€ 2127
	Circular section metal leg	6 065 302 + top + fin.	€ 1659	6 065 344 + top + fin.	€ 1736
	Square section metal leg	6 065 303 + top + fin.	€ 1659	6 065 345 + top + fin.	€ 1736
Elliptical table - W. 320 x D. 156 cm - 2 symmetrical curved worktops + 2 elliptical worktops					
	Panel legs	6 065 304 + top + top	€ 2105	6 065 346 + top + top	€ 2182
	Circular section metal leg	6 065 305 + top + fin.	€ 1753	6 065 347 + top + fin.	€ 1830
	Square section metal leg	6 065 306 + top + fin.	€ 1753	6 065 348 + top + fin.	€ 1830
U shaped table - W. 275 x D. 270 cm - 2 rectangular worktops W. 140 cm + two 90° corner angle worktops W. 135 cm					
	Panel legs	6 065 307 + top + top	€ 2353	6 065 349 + top + top	€ 2430
	Circular section metal leg	6 065 308 + top + fin.	€ 2050	6 065 350 + top + fin.	€ 2127
	Square section metal leg	6 065 309 + top + fin.	€ 2050	6 065 351 + top + fin.	€ 2127
12 people					
Oval table - W. 360 x D. 140 cm - 2 rectangular worktops W. 180 cm + 2 elliptical worktops					
	Panel legs	6 065 310 + top + top	€ 2358	6 065 352 + top + top	€ 2435
	Circular section metal leg	6 065 311 + top + fin.	€ 1835	6 065 353 + top + fin.	€ 1912
	Square section metal leg	6 065 312 + top + fin.	€ 1835	6 065 354 + top + fin.	€ 1912
Circular table - W. 270 x D. 270 cm - four 90° corner angle worktops W. 135 cm					
	Panel legs	6 065 313 + top + top	€ 2673		
	Circular section metal leg	6 065 314 + top + fin.	€ 2468		
	Square section metal leg	6 065 315 + top + fin.	€ 2468		
Square table - W. 280 x D. 280 cm - 4 rectangular worktops W. 140 cm + four 90° corner angle worktops					
	Panel legs	6 065 316 + top + top	€ 3235	6 065 355 + top + top	€ 3389
	Circular section metal leg	6 065 317 + top + fin.	€ 2458	6 065 356 + top + fin.	€ 2612
	Square section metal leg	6 065 318 + top + fin.	€ 2458	6 065 357 + top + fin.	€ 2612
14 people					
Oval table - W. 460 x D. 140 cm - 4 rectangular worktops W. 140 cm + 2 elliptical worktops					
	Panel legs	6 065 319 + top + top	€ 3047	6 065 358 + top + top	€ 3201
	Circular section metal leg	6 065 320 + top + fin.	€ 2337	6 065 359 + top + fin.	€ 2491
	Square section metal leg	6 065 321 + top + fin.	€ 2337	6 065 360 + top + fin.	€ 2491

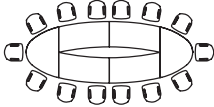
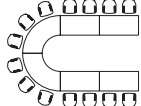
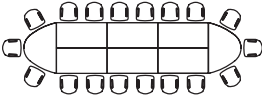
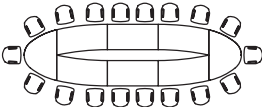
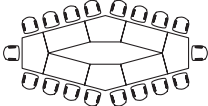
 **Top access housing**
Module to be ordered separately

 **Power and cable management**
Optional - see page 273

PRICES

Price excl. taxes: **From stock** **On request**

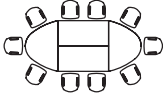
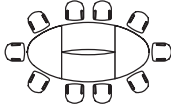
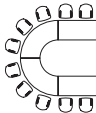
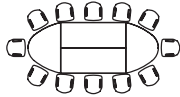

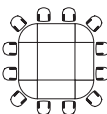
MEETING TABLES WITH WORKTOPS 38 MM THICK (continued)

	Worktops WITHOUT opening for top-access		Worktops WITH opening for top-access Supplied with a cable trough	
	Ref.	Price excl. tax	Ref.	Price excl. tax
14 people (continued)				
Elliptical table - W. 460 x D. 170 cm - 4 symmetrical curved worktops + 2 elliptical worktops			4 top access housings	
 Panel legs	6 065 322 + top + top	€ 3158	6 065 361 + top + top	€ 3312
Circular section metal leg	6 065 323 + top + fin.	€ 2694	6 065 362 + top + fin.	€ 2849
Square section metal leg	6 065 324 + top + fin.	€ 2694	6 065 363 + top + fin.	€ 2849
U shaped table - W. 270 x D. 270 cm - 4 rectangular worktops W. 140 cm + two 90° corner angle worktops W. 135 cm			4 top access housings	
 Panel legs	6 065 325 + top + top	€ 3075	6 065 364 + top + top	€ 3229
Circular section metal leg	6 065 326 + top + fin.	€ 2822	6 065 365 + top + fin.	€ 2976
Square section metal leg	6 065 327 + top + fin.	€ 2822	6 065 366 + top + fin.	€ 2976
18 people				
Oval table - W. 600 x D. 140 cm - 6 rectangular worktops W. 140 cm + 2 elliptical worktops			6 top access housings	
 Panel legs	6 065 328 + top + top	€ 3934	6 065 367 + top + top	€ 4166
Circular section metal leg	6 065 329 + top + fin.	€ 3224	6 065 368 + top + fin.	€ 3455
Square section metal leg	6 065 330 + top + fin.	€ 3224	6 065 369 + top + fin.	€ 3455
Elliptical table - W. 600 x D. 170 cm - 4 symmetrical curved worktops + 2 rectangular worktops W. 140 cm + 2 elliptical worktops			6 top access housings	
 Panel legs	6 065 331 + top + top	€ 4106	6 065 370 + top + top	€ 4337
Circular section metal leg	6 065 332 + top + fin.	€ 3516	6 065 371 + top + fin.	€ 3747
Square section metal leg	6 065 333 + top + fin.	€ 3516	6 065 372 + top + fin.	€ 3747
Hexagonal table - W. 540 x D. 244 cm - 4 trapeziform worktops + 4 rectangular worktops W. 140 cm			4 top access housings	
 Panel legs	6 065 334 + top + top	€ 4111	6 065 373 + top + top	€ 4342
Circular section metal leg	6 065 335 + top + fin.	€ 3483	6 065 374 + top + fin.	€ 3714
Square section metal leg	6 065 336 + top + fin.	€ 3483	6 065 375 + top + fin.	€ 3714

DESK EXTENSION KIT FOR WORKTOPS 38 MM THICK

4 people				
Rectangular table W. 140 cm - 2 rectangular worktops W. 140 cm			2 top access housings	
 Panel legs	6 065 337 + top + top	€ 948	6 065 376 + top + top	€ 1025
Circular section metal leg	6 065 338 + top + fin.	€ 821	6 065 377 + top + fin.	€ 898
Square section metal leg	6 065 339 + top + fin.	€ 821	6 065 378 + top + fin.	€ 898
6 people				
Rectangular table W. 180 cm - 2 rectangular worktops W. 180 cm + reinforcement beam			2 top access housings	
 Panel legs	6 065 340 + top + top	€ 1256	6 065 379 + top + top	€ 1333
Circular section metal leg	6 065 341 + top + fin.	€ 1003	6 065 380 + top + fin.	€ 1080
Square section metal leg	6 065 342 + top + fin.	€ 1003	6 065 381 + top + fin.	€ 1080

MEETING TABLES WITH WORKTOPS 30 MM THICK

	Worktops WITHOUT opening for top-access		Worktops WITH opening for top-access Supplied with a cable trough	
	Ref.	Price excl. tax	Ref.	Price excl. tax
10 people				
Oval table - W. 320 x D. 140 cm - 2 rectangular worktops W. 140 cm + 2 elliptical worktops			2 top access housings	
 Panel legs	6 065 500 + top + top	€ 1984	6 065 542 + top + top	€ 2061
Circular section metal leg	6 065 501 + top + fin.	€ 1599	6 065 543 + top + fin.	€ 1676
Square section metal leg	6 065 502 + top + fin.	€ 1599	6 065 544 + top + fin.	€ 1676
Elliptical table - W. 320 x D. 156 cm - 2 symmetrical curved worktops + 2 elliptical worktops			2 top access housings	
 Panel legs	6 065 503 + top + top	€ 2045	6 065 545 + top + top	€ 2122
Circular section metal leg	6 065 504 + top + fin.	€ 1659	6 065 546 + top + fin.	€ 1736
Square section metal leg	6 065 505 + top + fin.	€ 1659	6 065 547 + top + fin.	€ 1736
U shaped table - W. 275 x D. 270 cm - 2 rectangular worktops W. 140 cm + two 90° corner angle worktops W. 135 cm			2 top access housings	
 Panel legs	6 065 506 + top + top	€ 2160	6 065 548 + top + top	€ 2237
Circular section metal leg	6 065 507 + top + fin.	€ 1929	6 065 549 + top + fin.	€ 2006
Square section metal leg	6 065 508 + top + fin.	€ 1929	6 065 550 + top + fin.	€ 2006
12 people				
Oval table - W. 360 x D. 140 cm - 2 rectangular worktops W. 180 cm + 2 elliptical worktops			2 top access housings	
 Panel legs	6 065 509 + top + top	€ 2276	6 065 551 + top + top	€ 2353
Circular section metal leg	6 065 510 + top + fin.	€ 1774	6 065 552 + top + fin.	€ 1851
Square section metal leg	6 065 511 + top + fin.	€ 1774	6 065 553 + top + fin.	€ 1851
Circular table - W. 270 x D. 270 cm - 4 90° corner angle worktops W. 135 cm				
 Panel legs	6 065 512 + top + top	€ 2337		
Circular section metal leg	6 065 513 + top + fin.	€ 2248		
Square section metal leg	6 065 514 + top + fin.	€ 2248		
Square table - W. 280 x D. 280 cm - 4 rectangular worktops W. 140 cm + four 90° corner angle worktops			4 top access housings	
 Panel legs	6 065 515 + top + top	€ 3086	6 065 554 + top + top	€ 3240
Circular section metal leg	6 065 516 + top + fin.	€ 2276	6 065 555 + top + fin.	€ 2430
Square section metal leg	6 065 517 + top + fin.	€ 2276	6 065 556 + top + fin.	€ 2430

 **Top access housing**
Module to be ordered separately

 **Power and cable management**
Optional - see page 273

FINISHES

Choice of finish for 38 mm thick worktops and panel legs (+ top)



RI



RL



MT

FROM STOCK

Choice of finish for 30 mm thick worktops and panel legs (+ top)



MG



RI

FROM STOCK

Choice of metal finish for legs (+ fin.)



SO




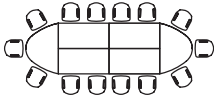
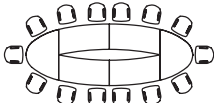
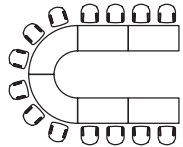
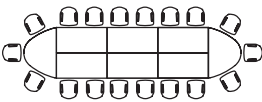
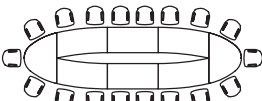
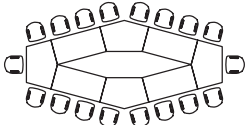
SA

FROM STOCK

PRICES

Price excl. taxes: **From stock** **On request**



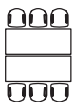
MEETING TABLES WITH WORKTOPS 30 MM (continued)

		Worktops WITHOUT opening for top-access		Worktops WITH opening for top-access Supplied with a cable trough 	
		Ref.	Price excl. tax	Ref.	Price excl. tax
14 people					
Oval table - W. 460 x D. 140 cm - 4 rectangular worktops W. 140 cm + 2 elliptical worktops					
	Panel legs	6 065 518 + top + top	€ 2882	4 top access housings	
	Circular section metal leg	6 065 519 + top + fin.	€ 2194	6 065 557 + top + top	€ 3037
	Square section metal leg	6 065 520 + top + fin.	€ 2194	6 065 558 + top + fin.	€ 2348
				6 065 559 + top + fin.	€ 2348
Elliptical table - W. 460 x D. 170 cm - 4 symmetrical curved worktops + 2 elliptical worktops					
	Panel legs	6 065 521 + top + top	€ 3047	4 top access housings	
	Circular section metal leg	6 065 522 + top + fin.	€ 2358	6 065 560 + top + top	€ 3201
	Square section metal leg	6 065 523 + top + fin.	€ 2358	6 065 561 + top + fin.	€ 2512
				6 065 562 + top + fin.	€ 2512
U shaped table - W. 270 x D. 270 cm - 4 rectangular worktops W. 140 cm + two 90° corner angle worktops W. 135 cm					
	Panel legs	6 065 524 + top + top	€ 2822	4 top access housings	
	Circular section metal leg	6 065 525 + top + fin.	€ 2634	6 065 563 + top + top	€ 2976
	Square section metal leg	6 065 526 + top + fin.	€ 2634	6 065 564 + top + fin.	€ 2788
				6 065 565 + top + fin.	€ 2788
18 people					
Oval table - W. 600 x D. 140 cm - 6 rectangular worktops W. 140 cm + 2 elliptical worktops					
	Panel legs	6 065 527 + top + top	€ 3698	6 top access housings	
	Circular section metal leg	6 065 528 + top + fin.	€ 3053	6 065 566 + top + top	€ 3929
	Square section metal leg	6 065 529 + top + fin.	€ 3053	6 065 567 + top + fin.	€ 3284
				6 065 568 + top + fin.	€ 3284
Elliptical table - W. 600 x D. 170 cm - 4 asymmetrical curved worktops + 2 rectangular worktops W. 140 cm + 2 elliptical worktops					
	Panel legs	6 065 530 + top + top	€ 3934	6 top access housings	
	Circular section metal leg	6 065 531 + top + fin.	€ 3114	6 065 569 + top + top	€ 4166
	Square section metal leg	6 065 532 + top + fin.	€ 3114	6 065 570 + top + fin.	€ 3345
				6 065 571 + top + fin.	€ 3345
Hexagonal table - W. 540 x D. 244 cm - 4 trapeziform worktops + 4 rectangular worktops W. 140 cm					
	Panel legs	6 065 533 + top + top	€ 3945	4 top access housings	
	Circular section metal leg	6 065 534 + top + fin.	€ 3252	6 065 572 + top + top	€ 4177
	Square section metal leg	6 065 535 + top + fin.	€ 3252	6 065 573 + top + fin.	€ 3483
				6 065 574 + top + fin.	€ 3483

 **Top access housing**
Module to be ordered separately

 **Power and cable management**
Optional - see page 273

DESK EXTENSION KIT FOR WORKTOPS 30 MM THICK

	Worktops WITHOUT opening for top-access		Worktops WITH opening for top-access Supplied with a cable trough 		
	Ref.	Price excl. tax	Ref.	Price excl. tax	
4 people					
Rectangular table W. 140 cm - 2 rectangular worktops W. 140 cm 2 top access housings			2 top access housings		
	Panel legs	6 065 536 + top + top	€ 887	6 065 575 + top + top	€ 964
	Circular section metal leg	6 065 537 + top + fin.	€ 755	6 065 576 + top + fin.	€ 832
	Square section metal leg	6 065 538 + top + fin.	€ 755	6 065 577 + top + fin.	€ 832
6 people					
Rectangular table W. 180 cm - 2 rectangular worktops W. 180 cm + reinforcement beam + 2 top access housings			2 top access housings		
	Panel legs	6 065 539 + top + top	€ 1174	6 065 578 + top + top	€ 1251
	Circular section metal leg	6 065 540 + top + fin.	€ 931	6 065 579 + top + fin.	€ 1008
	Square section metal leg	6 065 541 + top + fin.	€ 931	6 065 580 + top + fin.	€ 1008

OPTIONS

	Metal		Altuglas®	
	Ref.	Price excl. tax	Ref.	Price excl. tax

Centred top access module + cable trough kit for elliptical tables

Kit comprising a top access housing with a cover, in either metal (Aluminium grey SA or White SO) or 6 mm thick Altuglas (White OA), in addition to a cable trough for the storage of wires and PDA sockets.



W. 320 x D. 156 cm	6 065 146 + fin.	€ 297	6 065 147 + OA	€ 325
W. 460 x D. 170 cm	6 065 149 + fin.	€ 667	6 065 150 + OA	€ 827
W. 600 x D. 170 cm	6 065 152 + fin.	€ 1014	6 065 153 + OA	€ 1245
Extension kit W. 140 cm	6 065 600 + fin.	€ 347	6 065 601 + OA	€ 418
Extension kit W. 180 cm	6 065 602 + fin.	€ 507	6 065 603 + OA	€ 617

Modesty panels for metal legs (not compatible with version featuring top access)

Metal - H. 28 cm



W. 50.5 cm - for 90° corner angle W. 70 cm	6 059 123 + fin.	€ 66
W. 127 cm - for worktops W. 140 cm and 90° corner angle W. 135 cm	6 059 122 + fin.	€ 88
W. 167 cm - for worktops W. 180 cm	6 059 150 + fin.	€ 109

FINISHES

Choice of finish for 38 mm thick worktops and panel legs (+ top)	Choice of finish for 30 mm thick worktops and panel legs (+ top)	Choice of metal finish for legs (+ fin.)
 RI  RL  MT	 MG  RI	 SO  SA
FROM STOCK	FROM STOCK	FROM STOCK