

MODULO 8.0

Looking for more details?

SCAN
the QR code to view
technical specifications



in our facilities



Flexible and customisable meeting tables

8 different combinable worktop shapes
(elliptical, oval, circular, square, U-shaped,
V-shaped and hexagonal)

Melamine worktops
30 mm thick (*Business range*)
or 38 mm thick (*Privilege range*)

Meeting tables in a matching finish to
system and executive desk ranges



Central top access housing and cable
trough for storing cables and trailing sockets
on elliptical tables.

Top access power housings
also available on rectangular worktops

Panel legs in a matching
finish to worktops or
circular/square **section**
metallic legs

3 types of leg
design





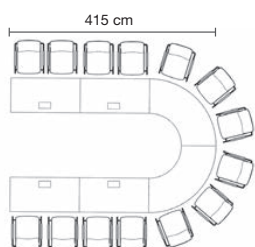
V-shaped meeting table in a light oak finish, on square section metallic legs. Seats 15 people. Passe-partout armchairs (see p. 132).



MODULO 8.0 connected



Direct connection of projectors and PCs through top access socket housings




Configuration

U-shaped meeting table W. 415 cm with top access power housing. Seats 14 people.

6 065 267 RI SA

€ 3371



Configuration

Circular meeting table W. 270 cm. Seats 12 people.

6 065 033 RL RL


€ 2546

MODULO 8.0 pricing


2 choices of *Business* worktop and panel leg finish (+ top)



3 choices of *Privilege* worktop and panel leg finish (+ top)



2 choices of metallic leg finish (+ fin.)

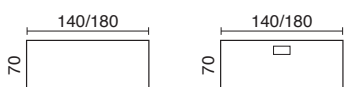


3 types of leg design

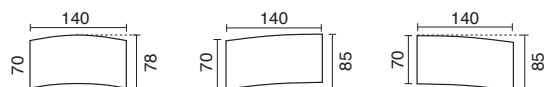


8 worktop shapes 1 with/without top access

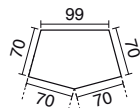
Rectangular worktops



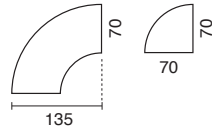
Curved worktops



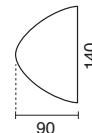
Trapeziform worktops



Corner angle worktops



Elliptical worktops



LIMITLESS

Modulo 8.0 offers limitless configuration possibilities for your meeting spaces thanks to its 8 combinable worktop designs



MODULO 8.0 pricing

Retail prices in € excl. tax


SEATING CAPACITY: 10 PEOPLE



Oval table

Table formed by 2 rectangular W. 140 cm worktops and 2 elliptical worktops.


	Worktops - no top access		Worktops - with top access*			
	Business	Privilege	Business	Privilege		
Panel legs	6 065 011 + top + top	1890	1953	6 065 250 + top + top	2321	2468
Circular metallic legs	6 065 009 + top + fin.	1523	1580	6 065 251 + top + fin.	1953	2095
Square metallic legs	6 065 007 + top + fin.	1523	1580	6 065 252 + top + fin.	1953	2095



U-shaped table

Table formed by 2 rectangular W. 140 cm worktops and 2 x90° corner angle W. 135 cm worktops.

Panel legs	6 065 128 + top + top	2058	2242	6 065 253 + top + top	2489	2756
Circular metallic legs	6 065 129 + top + fin.	1838	1953	6 065 254 + top + fin.	2268	2468
Square metallic legs	6 065 130 + top + fin.	1838	1953	6 065 255 + top + fin.	2268	2468



Elliptical table

Table formed by 2 symmetrical curved worktops and 2 elliptical worktops.

Panel legs	6 065 003 + top + top	1948	2006
Circular metallic legs	6 065 002 + top + fin.	1580	1670
Square metallic legs	6 065 001 + top + fin.	1580	1670

SEATING CAPACITY: 11 PEOPLE



V-shaped table

Table formed by 3 trapeziform worktops and 2 rectangular W. 140 cm worktops.

Panel legs	6 065 227 + top + top	2090	2300	6 065 256 + top + top	2520	2814
Circular metallic legs	6 065 228 + top + fin.	1932	2016	6 065 257 + top + fin.	2363	2531
Square metallic legs	6 065 229 + top + fin.	1932	2016	6 065 258 + top + fin.	2363	2531


SEATING CAPACITY: 12 PEOPLE



Circular table

Table formed by 4 x90° corner angle W. 135 cm worktops.

Panel legs	6 065 033 + top + top	2226	2546
Circular metallic legs	6 065 032 + top + fin.	2142	2352
Square metallic legs	6 065 031 + top + fin.	2142	2352

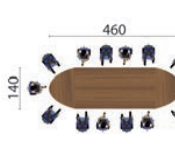


Square table

Table formed by 4 rectangular W. 140 cm worktops and 4 x90° worktops.

Panel legs	6 065 041 + top + top	2940	3082	6 065 259 + top + top	3801	4111
Circular metallic legs	6 065 039 + top + fin.	2168	2342	6 065 260 + top + fin.	3029	3371
Square metallic legs	6 065 037 + top + fin.	2168	2342	6 065 261 + top + fin.	3029	3371

SEATING CAPACITY: 14 PEOPLE



Oval table

Table formed by 4 rectangular W. 140 cm worktops and 2 elliptical worktops.

Panel legs	6 065 018 + top + top	2746	2903	6 065 262 + top + top	3607	3833
Circular metallic legs	6 065 016 + top + fin.	2090	2226	6 065 263 + top + fin.	2951	3255
Square metallic legs	6 065 014 + top + fin.	2090	2226	6 065 264 + top + fin.	2951	3255



U-shaped table


Table formed by 4 rectangular W. 140 cm worktops and 2 x90° corner W. 135 cm worktops.

Panel legs	6 065 134 + top + top	2688	2930	6 065 265 + top + top	3549	3959
Circular metallic legs	6 065 135 + top + fin.	2510	2688	6 065 266 + top + fin.	3371	3717
Square metallic legs	6 065 136 + top + fin.	2510	2688	6 065 267 + top + fin.	3371	3717

Choice of Business finish 30 mm thick (+ top)



Choice of Privilege finish 38 mm thick (+ top)



Choices of finish for metal legs (+ fin.)



€ XXX From stock € XXX *On request


Retail prices in € excl. tax

Worktops - no top access

Worktops - with top access*

Business Privilege

Business Privilege

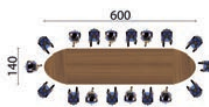


Elliptical table

Table formed by 4 asymmetrical curved worktops and 2 elliptical worktops.

Panel legs	6 065 069 + top + top	2903	3008
Circular metallic legs	6 065 068 + top + fin.	2247	2567
Square metallic legs	6 065 067 + top + fin.	2247	2567


SEATING CAPACITY: 18 PEOPLE



Oval table

Table formed by 6 rectangular W. 140 cm worktops and 2 elliptical worktops.

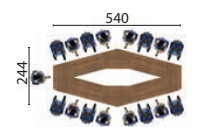
Panel legs	6 065 140 + top + top	3523	3749	6 065 268 + top + top	4814	5292
Circular metallic legs	6 065 141 + top + fin.	2909	3071	6 065 269 + top + fin.	4200	4615
Square metallic legs	6 065 142 + top + fin.	2909	3071	6 065 270 + top + fin.	4200	4615



Elliptical table

Table formed by 4 asymmetrical curved worktops, 2 rectangular W. 140 cm and 2 elliptical worktops.

Panel legs	6 065 072 + top + top	3749	3911
Circular metallic legs	6 065 071 + top + fin.	2966	3350
Square metallic legs	6 065 070 + top + fin.	2966	3350



Hexagonal table

Table formed by 4 trapeziform worktops and 4 rectangular W. 140 cm worktops.

Panel legs	6 065 230 + top + top	3917	3917	6 065 271 + top + top	4620	4946
Circular metallic legs	6 065 231 + top + fin.	3318	3318	6 065 272 + top + fin.	3959	4347
Square metallic legs	6 065 232 + top + fin.	3318	3318	6 065 273 + top + fin.	3959	4347

*Top access housing covers without socket feeds, installed on rectangular worktops only. For version with socket feeds, contact us.

OPTIONS

Cable trough kit and central top access covers for elliptical tables

Kits include a top access housing with a metallic cover in an aluminium grey SA finish or Altuglas® 6 mm thick in white OA, as well as a metallic cable trough in an aluminium grey finish for storage of trailing sockets and cables. Attaches to the underside of the worktop.



W. 320 x D. 156 cm	Metal	6 065 146 SA	284	Altuglas®	6 065 147 OA	310
W. 460 x D. 170 cm		6 065 149 SA	635		6 065 150 OA	788
W. 600 x D. 170 cm		6 065 152 SA	966		6 065 153 OA	1192



Top access housing covers with integrated soft-closing mechanism.

Without socket feeds	Natural aluminium	6 478 113 OI	79	White	6 478 113 SO	86
With socket feeds (2PC + 2RJ 45 + 1 USB)		6 478 114 OI	257		6 478 114 SO	278

Optional modesty panels

Metallic in white SO or aluminium grey SB finish (+ fin.).



For 90° corner angle - D. 70 cm	6 059 123 + fin.	63
For tops W. 140 cm and 90° corner angle W. 135 cm	6 059 122 + fin.	84
For tops W. 180 cm	6 059 150 + fin.	104

Numerous ALTERNATIVE CONFIGURATIONS AVAILABLE from stock

Seating capacity 12 to 24 people



Seating capacity 18 to 30 people



Seating capacity 32 to 42 people



Seating capacity up to 34 people



€ XXX From stock € XXX *On request