

EASY'UP

Looking for more details?

SCAN

the QR code to view
technical specifications



Workstation height can be adjusted to best suit individual user preferences

Melamine worktop 25 mm thick,
6 choices of finish. Worktops come either pre-drilled with openings to receive optional cable ports, or incorporate top access housing modules

Optional fixed acoustic desktop screen

Hand lever or elevation control panel fitted to the underside of the worktop on either the left or right-hand side

Height-adjustable from 64 to 99 cm on the **hand lever** operated version, metal pillar composed of 2 telescopic arms

Height-adjustable from 69 to 130 cm on the **electrically powered** version, metal pillar with 3 telescopic arms

Optional metal cable trough facilitates storage of cables and trailing sockets

3 types of leg design

Individual workstation.
Hand lever operated.

Individual workstation.
Electrically powered adjustment system.

Shared workstation.
Electrically powered adjustment system.



Rectangular desks with electrically powered height-adjustment system. White maple decorative finish.
Circular height-adjustable meeting table. Fabric covered desktop screens with rounded corners (see p. 57).
Spoon stools (see p. 141). Net@work office chairs (see p. 168).



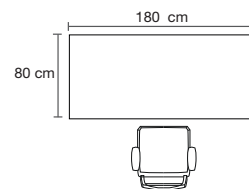
EASY'UP_{ergonomic}



Variable work position settings promote increased efficiency and comfort



Retractable lever for manual height adjustments

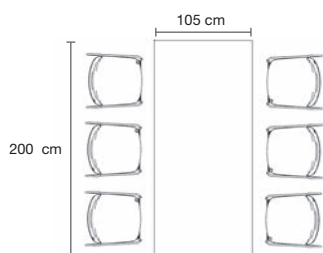


Configuration

Rectangular desk W. 180 cm.
Hand lever actuated height adjustment.

1 617 021 RI SO

€ 1008



Configuration

Meeting table W. 200 cm and fixed height 105 cm.

1 617 026 RI SO

€ 714





Shared workstation desks are height-adjustable independently of one another. Snow white decorative finish. Ariv tambour door cupboards (see p. 74). Opus office chairs (see p.170).



EASY'UP pricing

6 choices of melamine finish for worktops (+ top)



2 choices of metallised finish for legs (+ leg)



3 types of leg design



Individual desk with adjustable perimeter legs. Crossbeam. Hand lever actuated height adjustment.

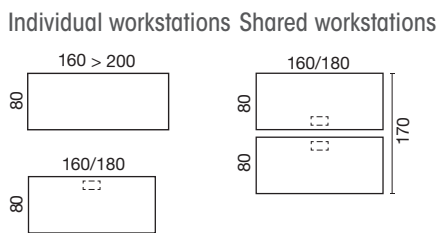


Individual desk with adjustable perimeter legs. Crossbeam. Electrically powered adjustment system.

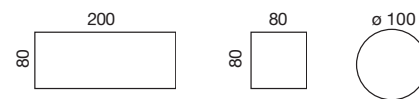


Shared twin desk with adjustable perimeter legs. Crossbeams. Electrically powered independent adjustment systems.

3 configurations



Meeting space



Retail prices in € excl. tax

OPTIONS



Cable port "eol"

Choice of finish: White OG, Aluminium grey OI or Graphite grey OK (+ col.).

6 478 012 + col.

5



Aircharge

Wireless inductive charger module. Fitted in the location of cable port openings Ø 80 mm. Choice of either white SO or black SG finish (+ fin.). Technical description see p. 48.

6 478 011 + fin.

215



Vertical cable management

Clips onto metal upright pillars. In matching finish to legs.

1 617 050 + fin.

38

INDIVIDUAL WORKSTATIONS

Worktops come either pre-drilled with openings to receive optional cable ports, or incorporate top access housing modules with cable troughs.

RECTANGULAR DESKS, HAND LEVER OPERATED

Desks W. 200 cm rest on a base structure 180 cm.

	W. 160 cm	1 617 020 + top + leg	987	*except MC and RH finish
	W. 180 cm	1 617 021 + top + leg	1008	
	W. 200 cm	1 617 029 + top + leg*	1049	

RECTANGULAR DESKS, ELECTRICALLY POWERED

	Worktop - no top access	Standard actuator switch		Digital actuator switch with desk position memory	
	W. 160 cm	1 617 064 + top + leg	1318	1 617 068 + top + leg	1460
	W. 180 cm	1 617 065 + top + leg	1339	1 617 069 + top + leg	1481
	Worktop - top access - MG or RI finish				
W. 160 cm	1 617 128 + top + leg	1428	1 617 130 + top + leg	1570	
W. 180 cm	1 617 129 + top + leg	1449	1 617 131 + top + leg	1591	

SHARED WORKSTATIONS

Worktops come either pre-drilled with openings to receive optional cable ports, or incorporate top access housing modules with cable troughs.

SHARED STRUCTURE, ELECTRICALLY POWERED INDEPENDENT ADJUSTMENT SYSTEM

	Worktop - no top access	Standard actuator switch		Digital actuator switch with desk position memory	
	W. 160 cm	1 617 066 + top + leg	2751	1 617 070 + top + leg	2861
	W. 180 cm	1 617 067 + top + leg	2793	1 617 071 + top + leg	2903
	Worktop - top access - MG or RI finish				
W. 160 cm	1 617 140 + top + leg	2972	1 617 142 + top + leg	3082	
W. 180 cm	1 617 141 + top + leg	3014	1 617 143 + top + leg	3124	

MEETING SPACE

FIXED HEIGHT MEETING TABLE H. 105 CM.

Structure W. 180 cm fitted with a median crossbar-type footrest.

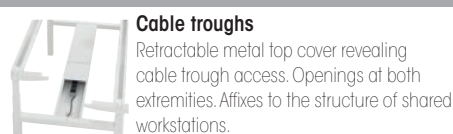
	W. 200 cm	1 617 026 + top + leg*	714	*except MC and RH finish
--	-----------	------------------------	------------	--------------------------

HEIGHT-ADJUSTABLE MEETING TABLES

Height-adjustable by means of a gas lift mechanism. Lever fitted to the underside of the table. Adjustable height from 67 to 111 cm.


	Square 80 x 80 cm	1 617 028 + top + leg	656
	Circular ø 100 cm	1 617 027 + top + leg	851

OPTIONS

**Cable troughs**

Retractable metal top cover revealing cable trough access. Openings at both extremities. Affixes to the structure of shared workstations.

W. 160 cm	1 617 010 + fin.	126
W. 180 cm	1 617 011 + fin.	131

**Acoustic desktop screens***

Metal structure with accessories rail, secures to the structural crossbeam. Fixed desktop screen. H. 70 cm. Designed to carry accessories. (see p. 51 and p. 56).

W. 160 cm	6 210 001 + fab. B + fin.*	499
W. 180 cm	6 210 002 + fab. B + fin.*	520


**Metal drawer**

Integrated black ABS pen tray. Fitted to the underside of the worktop on either the left or right-hand side. Choice of either white SO or black SG finish.

W. 35,6 x D. 34 cm		
1 617 019 + leg		104

*on request (allow 5 weeks)


Choice of colours for Xtreme CS cat. B fire resistant M1 fabrics (+ fab. B) on desktop screens



€ XXX From stock € XXX *On request

*on request (allow 5 weeks)

Choice of Lana cat. C fabric colours on desktop screens



+121 compared to Cat. B fabric